

---

# The Space of Transferable Adversarial Examples

---

Florian Tramèr<sup>1</sup>, Nicolas Papernot<sup>2</sup>, Ian Goodfellow<sup>3</sup>, Dan Boneh<sup>1</sup>, and Patrick McDaniel<sup>2</sup>

<sup>1</sup>Stanford University, <sup>2</sup>Pennsylvania State University, <sup>3</sup>Google Brain

## Abstract

Adversarial examples are maliciously perturbed inputs designed to mislead machine learning (ML) models at test-time. They often *transfer*: the same adversarial example fools more than one model.

In this work, we propose novel methods for estimating the previously unknown *dimensionality* of the space of adversarial inputs. We find that adversarial examples span a contiguous subspace of large ( $\sim 25$ ) dimensionality. Adversarial subspaces with higher dimensionality are more likely to intersect. We find that for two different models, a significant fraction of their subspaces is shared, thus enabling transferability.

In the first quantitative analysis of the similarity of different models' decision boundaries, we show that these boundaries are actually close in *arbitrary* directions, whether adversarial or benign. We conclude by formally studying the *limits* of transferability. We derive (1) sufficient conditions on the *data distribution* that imply transferability for simple model classes and (2) examples of scenarios in which transfer does not occur. These findings indicate that it may be possible to design defenses against transfer-based attacks, even for models that are vulnerable to direct attacks.

## 1 Introduction

Through slight perturbations of a machine learning (ML) model's inputs at test time, it is possible to generate *adversarial examples* that cause the model to misclassify at a high rate [4, 22]. Adversarial examples can be used to craft human-recognizable images that are misclassified by computer vision models [22, 6, 14, 10, 13], software containing malware but classified as benign [21, 26, 7, 8], and game environments that force reinforcement learning agents to misbehave [9, 3, 12].

Adversarial examples often *transfer* across models [22, 6, 16]: inputs generated to evade a specific model also mislead other models trained for the same task. Transferability is an obstacle to secure deployment of ML models as it enables simple *black-box attacks* against ML systems. An adversary can train a local model—possibly by issuing prediction queries to the targeted model [17]—and use it to craft adversarial examples that transfer to the target model [22]. To defend against such attacks, it is necessary to have a better understanding of why adversarial examples transfer.

**Adversarial Subspaces.** Empirical evidence has shown that, rather than being scattered randomly in small pockets, adversarial examples occur in large, contiguous regions [6, 25]. The dimensionality of these subspaces is relevant to the transferability problem: the higher the dimensionality, the more likely it is that the subspaces of two models will intersect significantly.

In this work, we thus directly estimate the dimensionality of these subspaces. We introduce methods for finding multiple *orthogonal* adversarial directions and show that these perturbations span a multi-dimensional contiguous space of misclassified points. We measure transferability of these subspaces on datasets for which diverse model classes attain high accuracy: digit classification (MNIST) [11]

and malware detection (DREBIN) [1].<sup>1</sup> For example, we find that adversarial examples that transfer between two fully-connected networks trained on MNIST form a 25-dimensional space.

In addition to sharing many dimensions of the adversarial subspace, we find empirically that the boundaries of this space lie at similar distances from legitimate data points in adversarial directions (e.g., indicated by an adversarial example). More surprisingly, models from different hypothesis classes learn boundaries that are close in *arbitrary* directions, whether adversarial or benign (e.g., the direction defined by two legitimate points in different classes). We find that when moving into any direction away from data points, the distance to the model’s decision boundary is on average larger than the distance *separating* the boundaries of two models in that direction. Thus, adversarial perturbations that send data points sufficiently over a model’s decision boundary likely transfer to other models.

**The Limits of Transferability.** Given the empirical prevalence of transferability, it is natural to ask whether this phenomenon can be explained by simple properties of datasets, model classes, or training algorithms. In Section 5, we consider the following informal hypothesis:

*If two models achieve low error for some task while also exhibiting low robustness to adversarial examples, adversarial examples crafted on one model transfer to the other.*

This hypothesis is pessimistic: it implies that a model cannot be secure against adversarial examples transferred from other models (i.e., black-box attacks) unless it is also robust to adversarial examples crafted with knowledge of the model’s parameters (i.e., white-box attacks). While this hypothesis holds in certain contexts, we show that it is *not* true in the general case.

We derive sufficient conditions on the data distribution that imply a form of the above hypothesis for a set of simple model classes. Namely, we prove transferability of *model-agnostic* perturbations, obtained by shifting data points in the direction given by the difference in class means (in input space). These adversarial examples are by design effective against linear models. Yet, we show, both formally and empirically, that they can transfer to higher-order (e.g., quadratic) models.

However, we exhibit a counter-example to the above hypothesis by building a variant of the MNIST dataset for which adversarial examples fail to transfer between linear and quadratic models. Our experiment suggests that transferability is not an inherent property of non-robust ML models.

**Our Contributions.** To summarize, we make the following contributions:

- We introduce methods for finding multiple independent attack directions, enabling us to directly measure the dimensionality of the adversarial subspace for the first time.
- We perform the first quantitative study of the similarity of models’ decision boundaries and show that models from different hypothesis classes learn decision boundaries that lie very close to one-another in both adversarial and benign directions.
- In a formal study, we identify sufficient conditions for transferability of model-agnostic perturbations, as well as tasks where adversarial example transferability fails to hold.

## 2 Adversarial Example Generation

This work considers attacks mounted with adversarial examples [22, 4] to mislead ML models at test time. We focus on techniques that aim to fool a model into producing *untargeted* misclassifications (i.e., the model predicts any class other than the ground truth). We first introduce some notation.

$x, y$	A clean input from some domain $D$ and its corresponding label.
$x^*$	An adversarial input in $D$ . To enforce $x^* \in D$ , we either clip all pixels to the range $[0, 1]$ for MNIST, or we round all feature values to a binary value for DREBIN.
$r, \epsilon$	The perturbation vector added to an input to create an adversarial example: $x^* = x + r$ , and its magnitude i.e., $\epsilon = \ r\ $ for some appropriate norm (e.g., $\ell_\infty$ or $\ell_2$ ).
$J(x, y)$	The loss function used to train model $f$ (e.g., cross-entropy).

---

<sup>1</sup> We use a balanced subset of the DREBIN dataset, pre-processed using feature selection to have 1,000 features (in lieu of about 500,000). The models we train get over 94% accuracy on this dataset.

**Fast Gradient [Sign] Method (FG[S]M).** For most of the experiments in this paper, we use the method proposed in [6]. The FGSM is an efficient technique for generating adversarial examples with a fixed  $\ell_\infty$ -norm:  $\mathbf{x}^* = \mathbf{x} + \varepsilon \cdot \text{sign}(\nabla_{\mathbf{x}} J(\mathbf{x}, y))$ . We will consider variants of this approach that constrain the perturbation using other  $\ell_p$  norms:

$$\mathbf{x}^* = \mathbf{x} + \varepsilon \cdot \nabla_{\mathbf{x}} J(\mathbf{x}, y) / \|\nabla_{\mathbf{x}} J(\mathbf{x}, y)\| \quad (1)$$

For general  $\ell_p$  norms, we drop the “sign” in the acronym and simply call it the *fast gradient method*. We use the implementations provided by the `cleverhans` 1.0 library [15]. Our most successful techniques for finding multiple adversarial directions, described in Section 3, are based on the FGM. We discuss other attacks we considered in Appendix B.

### 3 Exploring the Space of Transferable Adversarial Examples

Our aim is to evaluate the dimensionality of the adversarial subspace that transfers between models. The FGM discussed above computes adversarial examples by taking one step in the *unique* optimal direction under a first-order approximation of the model’s loss. However, we know that adversarial examples form a dense space that is (1) at least two-dimensional [25], and (2) occupies a negligible fraction of the entire input space [22]. This raises the question of how “large” this space is. We considered several techniques to find multiple *orthogonal* adversarial directions for an input point. Here, we only describe the most successful one. Others are described in Appendix B.

#### 3.1 Gradient Aligned Adversarial Subspace (GAAS).

This technique directly estimates the dimensionality of the adversarial subspace under a first-order approximation of the loss function. For an input  $\mathbf{x}$ , we search the space of perturbations  $\mathbf{r}$  (with  $\|\mathbf{r}\|_2 \leq \epsilon$ ) that result in a significant increase in loss, i.e.,  $J(\mathbf{x} + \mathbf{r}, y) \geq J(\mathbf{x}, y) + \gamma$ , for a  $\gamma > 0$ . We recast this as the problem of finding a maximal set of orthogonal perturbations  $\mathbf{r}_1, \mathbf{r}_2, \dots, \mathbf{r}_k$ , satisfying  $\|\mathbf{r}_i\|_2 \leq \epsilon$  and  $\mathbf{r}_i^\top \nabla_{\mathbf{x}} J(\mathbf{x}, y) \geq \gamma$ . We will need the following simple result:

**Lemma 1.** *Given  $\mathbf{g} \in \mathbb{R}^d$  and  $\alpha \in [0, 1]$ . The maximum number  $k$  of orthogonal vectors  $\mathbf{r}_1, \mathbf{r}_2, \dots, \mathbf{r}_k \in \mathbb{R}^d$  satisfying  $\|\mathbf{r}_i\|_2 \leq 1$  and  $\mathbf{g}^\top \mathbf{r}_i \geq \alpha \cdot \|\mathbf{g}\|_2$  is  $k = \min \left\{ \left\lfloor \frac{1}{\alpha^2} \right\rfloor, d \right\}$ .*

The proof is in Appendix C.1. Applying Lemma 1 with  $\alpha = \gamma^{-1} \epsilon \|\nabla_{\mathbf{x}} J(\mathbf{x}, y)\|_2$ , and scaling the obtained unit vectors by  $\epsilon$ , yields a set of orthogonal perturbations that satisfy  $\|\mathbf{r}_i\|_2 \leq \epsilon$  and  $\mathbf{r}_i^\top \nabla_{\mathbf{x}} J(\mathbf{x}, y) \geq \gamma$ , as desired. Informally, the number of orthogonal adversarial directions is proportional to the increase in loss  $\gamma$  (a proxy for the distance from  $\mathbf{x}$  to the decision boundary) and inversely proportional to the *smoothness* of the loss function and the perturbation magnitude  $\epsilon$ . If the value of  $\gamma$  that results in a misclassification is unknown, we try the attack with multiple values of  $\gamma$ , and retain the value that results in a set with the most misclassified perturbations. An illustration of the GAAS method is given in Figure 1. Finding an analog maximal construction of orthogonal perturbations for other norms (e.g.,  $\ell_\infty$ ) is a nice open problem.

#### 3.2 Experiments

The GAAS method was the most successful at finding a large number of orthogonal attack directions (see Table 3 in Appendix B for results with other techniques). This gives further evidence that neural networks generalize in an overly linear fashion to out-of-sample data, as first argued by [6].

We first use two fully connected networks trained on MNIST (results on DREBIN are in Appendix B). The source model  $f_{\text{src}}$  (a two layer variant of architecture C from Table 2) for crafting adversarial examples is shallower than the target model  $f_{\text{target}}$  (architecture C). We compute perturbations  $\mathbf{r}$  with norm  $\|\mathbf{r}\|_2 \leq 5$ . Figure 2 plots the probability density function of the dimensionality of the adversarial subspace for each input. On average, we find 44.28 orthogonal perturbations (and over 200 for the most vulnerable inputs) and 24.87 directions that transfer to model  $f_{\text{target}}$ . These perturbations span a dense subspace of adversarial inputs: by randomly sampling a perturbation in the spanned space (with an  $\ell_2$ -norm of 5.0), we fool model  $f_{\text{src}}$  in 99% of cases, and model  $f_{\text{target}}$  in 89% of cases.

We repeat the experiment for two CNNs (model B in Table 2 as source, and A as target). The transfer rate for the FGM is lower for these models (68%). We find fewer orthogonal perturbations on the source model (15.18), and, expectedly, fewer that transfer (2.24). Yet, with high probability, points in the spanned adversarial subspace mislead the source (80%) and target (63%) models.

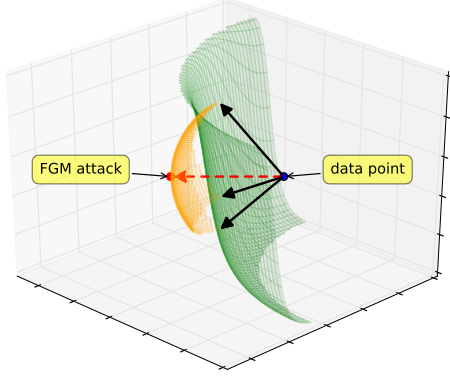


Figure 1: Illustration of the Gradient Aligned Adversarial Subspace (GAAS). The gradient aligned attack (red arrow) crosses the decision boundary. The black arrows are orthogonal vectors aligned with the gradient that span a subspace of potential adversarial inputs (orange).

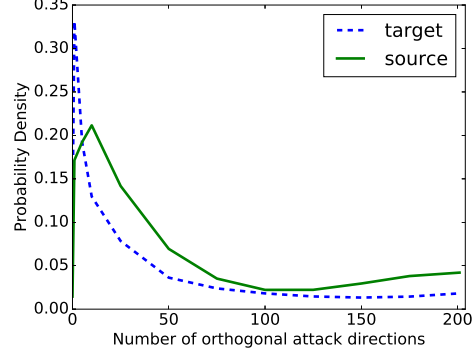


Figure 2: Probability density function of the number of successful orthogonal adversarial perturbations found by the GAAS method on the source DNN model, and of the number of perturbations that transfer to the target DNN model.

## 4 Decision Boundary Similarity enables Transferability

Evidenced by Section 3, the existence of large transferable adversarial subspaces suggests that the decision boundaries learned by the source and target models must be extremely close to one another. In this section, we quantitatively characterize this similarity in both adversarial and benign directions. Our measurements show that when moving away from data points in different directions, the distance between two models’ decision boundaries is smaller than the distance separating the data points from either boundary. We further find that adversarial training [22, 6] does not significantly “displace” the learned decision boundary, thus leaving defended models vulnerable to black-box attacks.

### 4.1 Distance Definitions

Evaluating the decision boundary of an ML model in high-dimensions is usually intractable. We thus restrict ourselves to measuring similarity in three linear directions, which are representative of the model behavior on and off the data manifold. These are illustrated in Figure 3. Each direction is defined by a unit-norm vector relative to a data point  $\mathbf{x}$  and some other point  $\mathbf{x}'$ , as  $\mathbf{d}(f, \mathbf{x}) := \frac{\mathbf{x}' - \mathbf{x}}{\|\mathbf{x}' - \mathbf{x}\|_2}$ .

Distance is measured using the  $\ell_2$  norm (we present similar results with the  $\ell_1$  norm in Appendix D). The point  $\mathbf{x}'$  is defined differently for each direction, as follows:

1. **Legitimate direction**—Written  $\mathbf{d}_{\text{leg}}(f, \mathbf{x})$ , it is defined by  $\mathbf{x}$  and the closest data point  $\mathbf{x}'$  in the test set with a different class label than  $\mathbf{x}$ .
2. **Adversarial direction**—Written  $\mathbf{d}_{\text{adv}}(f, \mathbf{x})$ , it is defined by  $\mathbf{x}$  and an adversarial example  $\mathbf{x}' := \text{adv}(f, \mathbf{x})$  generated from  $\mathbf{x}$  to be misclassified by  $f$ .
3. **Random direction**—Written  $\mathbf{d}_{\text{rand}}(f, \mathbf{x})$ , it is defined by  $\mathbf{x}$  and an input  $\mathbf{x}'$  drawn uniformly over the input domain, conditioned on  $\mathbf{x}'$  being classified by  $f$  in a different class than  $\mathbf{x}$ .

These directions are used to define two types of metrics:

**Minimum Distances:** Given one of the above directions  $\mathbf{d}$ , the *minimum distance* from a point  $\mathbf{x}$  to the model’s decision boundary is defined as:

$$\text{MIN-DIST}_{\mathbf{d}}(f, \mathbf{x}) := \arg \min_{\epsilon > 0} f(\mathbf{x} + \epsilon \cdot \mathbf{d}) \neq f(\mathbf{x}). \quad (2)$$

**Inter-Boundary Distances:** We are interested in the distance *between the decision boundaries* of different models (i.e., the bi-directional arrows in Figure 3). For a point  $\mathbf{x}$  and a direction  $\mathbf{d}$  computed according to  $f_1$  (e.g.,  $\mathbf{d} = \mathbf{d}_{\text{adv}}(f_1, \mathbf{x})$ ), we define the *inter-boundary distance* between  $f_1$  and  $f_2$  as:

$$\text{INTER-DIST}_{\mathbf{d}}(f_1, f_2, \mathbf{x}) := |\text{MIN-DIST}_{\mathbf{d}}(f_1, \mathbf{x}) - \text{MIN-DIST}_{\mathbf{d}}(f_2, \mathbf{x})|. \quad (3)$$

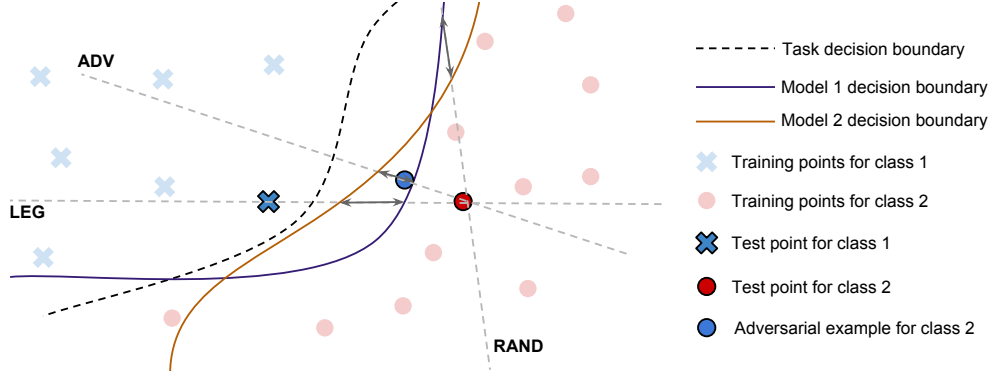


Figure 3: The three directions (Legitimate, Adversarial and Random) used throughout Section 4 to measure the distance between the decision boundaries of two models. The gray double-ended arrows illustrate the *inter-boundary* distance between the two models in each direction.

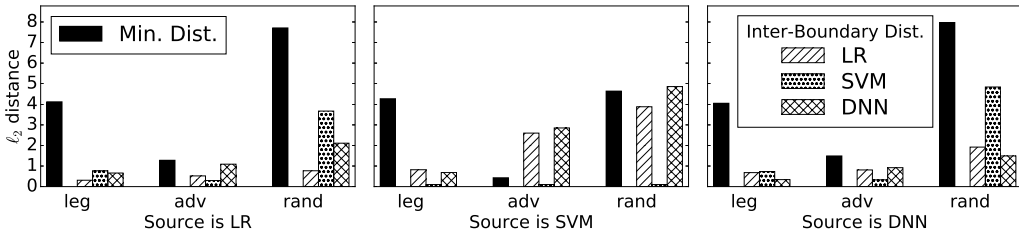


Figure 4: Minimum distances and inter-boundary distances in three directions for MNIST models. Each plot shows results for one source model (Logistic Regression, Support Vector Machine, Deep Neural Network), and all three classes of target models (one hatched bar per model class). Within each plot, bars are grouped by direction (legitimate, adversarial and random). The filled black bar shows the minimum distance to the decision boundary for the source model. The adversarial search uses the FGM with  $\varepsilon = 5$ . For example, the left group in the left plot shows that the minimal distance on the Logistic Regression (LR) model in the legitimate direction is about 4, and that the distance between the LR’s boundary and the boundaries of other models in that direction is lower than 1.

In the adversarial direction, the *inter-boundary* distance is directly related to adversarial example transferability. If the distance is small, adversarial examples crafted from  $f_1$  that cross the decision boundary of  $f_1$  are likely to also cross the decision boundary of  $f_2$ : they *transfer*.

## 4.2 Experiments with the MNIST and DREBIN Datasets

We study three models trained on the MNIST and DREBIN tasks: a logistic regression (LR), support vector machine (SVM), and neural network (DNN architecture C in Table 2). For all pairs of models, we compute the mean inter-boundary distance in the three directions: legitimate, adversarial and random. The mean minimum distance in the same direction acts as a baseline for these values.

In the input domain, we measure distances with the  $\ell_2$  norm and report their mean value over all points in the test set. We use the ( $\ell_2$  norm) FGM [6] to find adversarial directions for differentiable models (the LR and DNN) and the method from [16] for the SVM. To compute the minimum distance from a point to a decision boundary in a particular direction, we use a line search with step size 0.05. We do not round DREBIN features to their closest binary value—in contrast to what was done in Section 3. If we did, the line search would become too coarse-grained and yield less accurate measurements of the distances between boundaries. An overview of the results described below is given in Figure 4 for the MNIST dataset. Further results are in Appendix D. These include MNIST results with the  $\ell_1$  norm and results on DREBIN. The observations made below hold for those experiments as well.

**Minimum Distance Measurements:** Distances to the decision boundary are indicated by filled black bars in Figure 4. As expected, the distance is smallest in adversarial directions. Moreover, decision boundaries are further away in random directions than in directions between the different classes. This corroborates the observation that random noise does not usually cause misclassification [22].

**Inter-Boundary Distances:** We now compare inter-boundary distances (hatched bars) with minimum distances (filled black bars). For most pairs of models and directions, the minimum distance from a test input to the decision boundary is larger than the distance between the decision boundaries of the two models in that direction. For the adversarial direction, this confirms our hypothesis on the ubiquity of transferability: for an adversarial example to transfer, the perturbation magnitude needs to be only slightly larger than the *minimum* perturbation required to fool the source model.<sup>2</sup>

### 4.3 Impact of Adversarial Training on the Distance between Decision Boundaries

Surprisingly, it has been shown that adversarial examples can transfer even in the presence of explicit defenses [6, 17], such as distillation [20] or adversarial training [6]. This suggests that these defenses do not significantly “displace” a model’s decision boundaries (and thus only marginally improve its robustness). Rather, the defenses prevent *white-box* attacks because of *gradient masking* [19], i.e., they leave the decision boundaries in roughly the same location but damage the gradient information used to craft adversarial examples. Hereafter, we investigate to what extent adversarial training displaces a model’s decision boundaries.

We repeat the measurements of minimal and inter-boundary distances with a pair of DNNs, one of which is adversarially trained. We use the undefended model as source, and target the adversarially trained model. For all directions (legitimate, adversarial and random), we find that the inter-boundary distance between the source and target models is increased compared to the baseline in Figure 4. However, this increase is too small to thwart transferability. In the adversarial direction, the average inter-boundary distance increases from 0.32 (when the target is undefended) to 0.63 (when the target is adversarially trained). The total perturbation required to find a transferable input (the minimum distance of 1.64 summed with the inter-boundary distance) remains smaller than the adversarial perturbation of norm 5. Thus, adversarial perturbations have sufficient magnitude to “overshoot” the decision boundary of the source model and still transfer to the adversarially trained model.

The transferability of adversarial examples from undefended models to adversarially trained models is studied extensively by Tramèr et al. [23]. The insights gained yield an improved adversarial training procedure, which increases the robustness of models to these black-box transferability-based attacks.

## 5 Limits of Transferability

Recall the hypothesis on the ubiquity of transferability formulated in the introduction:

*If two models achieve low error for some task while also exhibiting low robustness to adversarial examples, adversarial examples crafted on one model transfer to the other.*

We first derive conditions on the data distribution  $\mu$  under which a form of this hypothesis holds. However, we also show a counter-example: a specific task for which adversarial examples do not transfer between linear and quadratic models. This suggests that transferability is not an inherent property of non-robust ML models and that it may be possible to prevent black-box attacks (at least for some model classes) despite the existence of adversarial examples.<sup>3</sup>

### 5.1 Sufficient Conditions for Transferability

We present *sufficient conditions* under which a specific type of adversarial perturbation transfers from input space to richer latent feature spaces in binary classification tasks. These perturbations are *model agnostic*; they shift data points in the direction given by the *difference between the intra-class means*. We consider binary classifiers  $f(\mathbf{x}) = \mathbf{w}^\top \phi(\mathbf{x}) + b$  defined as the composition of an arbitrary feature mapping  $\phi(\mathbf{x})$  and a linear classifier. These include linear models, polynomial models and feed-forward neural networks (where  $\phi$  is defined by all but the last layer of the network).

Under natural assumptions, any linear classifier with low risk will be fooled by perturbations in the direction of the difference in class means (this follows from a result by Fawzi et al. [5]). Moreover,

<sup>2</sup> The results with the SVM as source model are quantitatively different (the inter-boundary distances in the adversarial directions are much larger). This is likely due to our SVM implementation using a “one-vs-rest” strategy, which yields a different optimization problem for crafting adversarial examples.

<sup>3</sup> We consider adversaries that attack a target model by transferring adversarial examples crafted on a locally trained model. Note that if an adversary can mount a model theft attack [17, 24] that recovers a sufficiently close approximation of the target model, then any model vulnerable in a white-box setting can be attacked.

for classifiers over a richer latent feature set (e.g. quadratic classifiers), we relate robustness to these perturbations to the extent in which *the direction between the class means in input space is preserved in feature space*. This is a property solely of the data distribution and feature mapping considered.

**Model-Agnostic Perturbations.** For a fixed feature mapping  $\phi$ , we consider the perturbation (in feature space) that shifts data points in the direction given by the difference in intra-class means. Let

$$\delta_\phi := \frac{1}{2} \cdot (\mathbb{E}_{\mu_{+1}}[\phi(\mathbf{x})] - \mathbb{E}_{\mu_{-1}}[\phi(\mathbf{x})]) . \quad (4)$$

where  $\mu_{-1}$  and  $\mu_{+1}$  respectively denote the data distributions of the positive and negative class. For an input  $(\mathbf{x}, y)$ , we define the feature-space perturbation  $\mathbf{r}_\phi := -\epsilon \cdot y \cdot \hat{\delta}_\phi$ , where  $\hat{\delta}_\phi$  denotes a non-zero vector  $\mathbf{v}$  normalized to unit norm. For large  $\epsilon$ , the feature-space perturbation  $\mathbf{r}_\phi$  will fool any model  $f$  if the weight vector  $\mathbf{w}$  is aligned with the difference in class means  $\delta_\phi$ , i.e. we have:

$$\Delta := \hat{\mathbf{w}}^\top \hat{\delta}_\phi > 0 . \quad (5)$$

For some tasks and model classes, we empirically show that the assumption in (5) must hold for  $f$  to obtain low error. Following [5], we need  $\epsilon \approx \|\delta_\phi\|_2$  on average to fool  $f$  (see Appendix C.2). For tasks with close class means (e.g., many vision tasks [5]), the perturbation is thus small.

Do model-agnostic perturbations in *input space* transfer to models over richer latent feature spaces? Let  $\delta$  and  $\mathbf{r}$  denote the difference in means and model-agnostic perturbation in input space, i.e.,

$$\delta := \frac{1}{2} \cdot (\mathbb{E}_{\mu_{+1}}[\mathbf{x}] - \mathbb{E}_{\mu_{-1}}[\mathbf{x}]) \quad , \quad \mathbf{r} := -\epsilon \cdot y \cdot \hat{\delta} . \quad (6)$$

If the weight vector  $\mathbf{w}$  is aligned with the difference in class means in feature space  $\delta_\phi$ , a sufficient condition for transferability is that  $\mathbf{r}$  gets mapped to a perturbation in feature space that is closely aligned with  $\delta_\phi$ , i.e.,  $\phi(\mathbf{x} + \mathbf{r}) \approx \phi(\mathbf{x}) + \mathbf{r}_\phi$ . Specifically, consider the orthogonal decomposition

$$\phi(\mathbf{x} + \mathbf{r}) - \phi(\mathbf{x}) = \alpha \cdot \delta_\phi + \beta \cdot \delta_\phi^\perp , \quad (7)$$

where  $\delta_\phi^\perp$  is orthogonal to  $\delta_\phi$  and of equal norm (i.e.,  $\|\delta_\phi^\perp\|_2 = \|\delta_\phi\|_2$ ). Intuitively, we want  $\alpha$  to be large, and  $\beta$  small. If so, we say the mapping  $\phi$  is *pseudo-linear* in  $\mathbf{r}$ . Our main theorem (which we prove in Appendix C.2) is as follows:

**Theorem 2.** *Let  $f(\mathbf{x}) = \mathbf{w}^\top \phi(\mathbf{x}) + b$ , where  $\phi$  is a fixed feature mapping. Let  $\mathbf{r}$  be defined as in (6). If the angle  $\Delta := \hat{\mathbf{w}}^\top \hat{\delta}_\phi$  is not too small, i.e.,  $\Delta \gg \Pr_\mu(\text{sign}(f(\mathbf{x})) \neq y)$ , and  $\mathbb{E}_\mu(-y\alpha) \geq 1 + \frac{1-\Delta}{\Delta} \mathbb{E}_\mu(|\beta|)$ , then adversarial examples  $\mathbf{x} + \mathbf{r}$  will fool  $f$  with non-zero probability.*

**Experiments on MNIST.** We empirically assess the validity of our analysis on the binary task of distinguishing 3’s and 7’s from the MNIST dataset. We use linear models, quadratic models ( $f(\mathbf{x}) = \mathbf{x}^\top A \mathbf{x} + b$ , where  $A$  is a symmetric matrix), DNNs and CNNs. All models are interpreted as having the form  $f(\mathbf{x}) = \mathbf{w}^\top \phi(\mathbf{x}) + b$  for some appropriate mapping  $\phi$ .

All models satisfy the assumption in Equation (5): the linear model in feature space is strongly aligned with the difference in class means. In fact, we find that any linear or quadratic model that does not satisfy this assumption has low accuracy for this task. We use the mean-shift perturbation  $\mathbf{r}$  defined in (6) with  $\epsilon = 4$ . Examples of perturbed inputs are in Figure 5; the correct labels are self-evident despite the appearance of a faint “ghost” digit in some images.



Figure 5: MNIST digits perturbed by adding the difference in class means.

Table 1 reports the accuracy of each model on clean data and perturbed inputs. All models are partially fooled by these small model-agnostic perturbations. In addition, we report whether each model satisfies the technical conditions of Theorem 2 (i.e., the *pseudo-linearity* of mapping  $\phi$  with respect to the perturbation  $\mathbf{r}$ ). Since the quadratic feature mapping satisfies these conditions, *any* quadratic classifier with high accuracy (and thus positive alignment between  $\mathbf{w}$  and  $\delta_\phi$ ) will be vulnerable to these perturbations. Thus, *any accurate pair of linear and quadratic classifiers for this task will exhibit transferability*. This is a special case of the hypothesis formulated at the beginning of this

Table 1: Results for the model agnostic adversarial perturbation that shifts points in the direction of the difference in class means. We used  $\epsilon = 4$ , for  $\mathbf{r}$  as defined in (6). The angle  $\Delta$  is measured between the weights  $\mathbf{w}$  of the final linear layer and the difference in class means in feature space,  $\delta_\phi$ .

Model	Acc.	Acc. on shifted data	$\Delta$	$\phi$ satisfies pseudo-linearity in $\mathbf{r}$
Linear	98.2%	39%	0.55	Yes
Quadratic	99.3%	51%	0.51	Yes
DNN	99.3%	43%	0.68	Yes
CNN	99.9%	76%	0.79	No

section. The pseudo-linearity condition does not hold for the CNN: the perturbation direction is not sufficiently preserved in feature space for our result to hold unconditionally. However, our bounds are (expectedly) somewhat loose and we find that the CNN still misclassifies 24% of perturbed samples.

To generalize this approach to multi-class settings, we can define perturbations through pairwise differences in means:  $\mathbb{E}_{\mu_i}[\mathbf{x}] - \mathbb{E}_{\mu_j}[\mathbf{x}]$ , where  $\mathbf{x}$  has label  $y = i$ , and  $j \neq i$  is a chosen target class. We can also use the  $\ell_\infty$  norm, by setting  $\mathbf{r} := -\epsilon \cdot \text{sign}(\mathbb{E}_{\mu_i}[\mathbf{x}] - \mathbb{E}_{\mu_j}[\mathbf{x}])$ . With this adversarial perturbation (for  $\epsilon = 0.3$ ) the same model architectures trained on the full MNIST dataset attain accuracy between 2% (for the linear model) and 66% (for the CNN).

**Experiments on DREBIN.** We evaluated the same model-agnostic perturbations on the DREBIN dataset. It is noteworthy that on DREBIN, the class mean is less semantically meaningful than on MNIST (i.e., the mean feature vector of all malware applications is unlikely to even belong to the input space of valid programs). Yet, the same perturbation (followed by rounding to binary features) reliably fools both a linear model and a DNN. By modifying fewer than 10 of the 1000 binary features on average, the accuracy of the linear model drops to 65% and that of the DNN to 72%.

## 5.2 XOR Artifacts

The previous analysis shows that transferability can be inherent if models are defined on (or learn) feature representations that preserve the non-robustness of input-space features. We now show that if models were to learn very different sets of (possibly non-robust) features, transferability need not hold. As a thought-experiment, consider two models trained on *independent subsets* of the input features. In this setting, adversarial examples crafted to specifically mislead one of the models would not transfer to the other. However, it is expected that adversarial examples crafted on a model trained over the full feature set would still transfer to both models. Hereafter, we ask a more realistic question: for a given task, can models with access to the *same set of input features* learn representations for which adversarial examples do not transfer to one another—even when these models are not robust to their own adversarial examples. We provide a simple example of a task for which this is true.

We first train linear and quadratic models on the MNIST 3s vs. 7s task. Both models get over 98% accuracy. FGM examples (with  $\|\mathbf{r}\|_2 = 4$ ) transfer between the models at a rate above 60%. We then consider a variant of this dataset with pixels taking values in  $\mathbb{R}^d$ , and where a special ‘‘XOR artifact’’ is added to images: for two of the center pixels, images of 3s contain a negative XOR (i.e., one of the pixels has positive value, the other negative), and images of 7s contain a positive XOR (both pixels have either positive or negative value). Some examples are shown in Figure 6. Intuitively, this alteration will be ignored by the linear model (the artifact is not linearly separable) but not by the quadratic model as the XOR product is a perfect predictor.



Figure 6: MNIST digits with an additional XOR artifact. Best viewed zoomed in and in color. Blue pixels are positive, red pixels are negative.

Both models trained on this data remain vulnerable to small, *but different*, adversarial perturbations. The linear model is fooled by standard FGM examples and the quadratic model is fooled by flipping the sign of the two center pixels. Neither of these perturbations transfers to the other model. Fooling



both models simultaneously requires combining the perturbations for each individual model. Our experiment on this artificially altered dataset demonstrates how different model classes may learn very different concepts that, while strongly predictive, have little correspondence with our visual perception of the task at hand. It is interesting to consider whether any real datasets might exhibit a similar property, and thus result in learned models exhibiting low transferability.

## Acknowledgments

We thank Ben Poole and Jacob Steinhardt for feedback on early versions of this work. Nicolas Papernot is supported by a Google PhD Fellowship in Security. Research was supported in part by the Army Research Laboratory, under Cooperative Agreement Number W911NF-13-2-0045 (ARL Cyber Security CRA), and the Army Research Office under grant W911NF-13-1-0421. The views and conclusions contained in this document are those of the authors and should not be interpreted as representing the official policies, either expressed or implied, of the Army Research Laboratory or the U.S. Government. The U.S. Government is authorized to reproduce and distribute reprints for government purposes notwithstanding any copyright notation hereon.

## References

- [1] Daniel Arp, Michael Spreitzenbarth, Malte Hubner, Hugo Gascon, Konrad Rieck, and CERT Siemens. Drebin: Effective and explainable detection of android malware in your pocket. In *NDSS*, 2014.
- [2] Osbert Bastani, Yani Ioannou, Leonidas Lampropoulos, Dimitrios Vytiniotis, Aditya Nori, and Antonio Criminisi. Measuring neural net robustness with constraints. In *NIPS*, pages 2613–2621, 2016.
- [3] Vahid Behzadan and Arslan Munir. Vulnerability of deep reinforcement learning to policy induction attacks. *arXiv preprint arXiv:1701.04143*, 2017.
- [4] Battista Biggio, Iginio Corona, Davide Maiorca, Blaine Nelson, Nedim Šrđić, Pavel Laskov, Giorgio Giacinto, and Fabio Roli. Evasion attacks against machine learning at test time. In *ECML-KDD*, pages 387–402. Springer, 2013.
- [5] Alhussein Fawzi, Omar Fawzi, and Pascal Frossard. Analysis of classifiers’ robustness to adversarial perturbations. *arXiv preprint arXiv:1502.02590*, 2015.
- [6] Ian J Goodfellow, Jonathon Shlens, and Christian Szegedy. Explaining and harnessing adversarial examples. *arXiv preprint arXiv:1412.6572*, 2014.
- [7] Kathrin Grosse, Nicolas Papernot, Praveen Manoharan, Michael Backes, and Patrick McDaniel. Adversarial perturbations against deep neural networks for malware classification. *arXiv preprint arXiv:1606.04435*, 2016.
- [8] Weiwei Hu and Ying Tan. Generating adversarial malware examples for black-box attacks based on gan. *arXiv preprint arXiv:1702.05983*, 2017.
- [9] Sandy Huang, Nicolas Papernot, Ian Goodfellow, Yan Duan, and Pieter Abbeel. Adversarial attacks on neural network policies. In *ICLR*, 2017.
- [10] Alexey Kurakin, Ian Goodfellow, and Samy Bengio. Adversarial examples in the physical world. In *ICLR*, 2017.
- [11] Yann LeCun, Léon Bottou, Yoshua Bengio, and Patrick Haffner. Gradient-based learning applied to document recognition. *Proceedings of the IEEE*, 86(11):2278–2324, 1998.
- [12] Yen-Chen Lin, Zhang-Wei Hong, Yuan-Hong Liao, Meng-Li Shih, Ming-Yu Liu, and Min Sun. Tactics of adversarial attack on deep reinforcement learning agents. *arXiv preprint arXiv:1703.06748*, 2017.
- [13] Yanpei Liu, Xinyun Chen, Chang Liu, and Dawn Song. Delving into transferable adversarial examples and black-box attacks. *arXiv preprint arXiv:1611.02770*, 2016.
- [14] Seyed-Mohsen Moosavi-Dezfooli, Alhussein Fawzi, and Pascal Frossard. Deepfool: a simple and accurate method to fool deep neural networks. In *CVPR*, pages 2574–2582, 2016.

- [15] Nicolas Papernot, Ian Goodfellow, Ryan Sheatsley, Reuben Feinman, and Patrick McDaniel. cleverhans v1.0.0: an adversarial machine learning library. *arXiv preprint arXiv:1610.00768*, 2016.
- [16] Nicolas Papernot, Patrick McDaniel, and Ian Goodfellow. Transferability in machine learning: from phenomena to black-box attacks using adversarial samples. *arXiv preprint arXiv:1605.07277*, 2016.
- [17] Nicolas Papernot, Patrick McDaniel, Ian Goodfellow, Somesh Jha, Z Berkay Celik, and Ananthram Swami. Practical black-box attacks against deep learning systems using adversarial examples. *arXiv preprint arXiv:1602.02697*, 2016.
- [18] Nicolas Papernot, Patrick McDaniel, Somesh Jha, Matt Fredrikson, Z Berkay Celik, and Ananthram Swami. The limitations of deep learning in adversarial settings. In *Security and Privacy (EuroS&P), 2016 IEEE European Symposium on*, pages 372–387. IEEE, 2016.
- [19] Nicolas Papernot, Patrick McDaniel, Arunesh Sinha, and Michael Wellman. Towards the science of security and privacy in machine learning. *arXiv preprint arXiv:1611.03814*, 2016.
- [20] Nicolas Papernot, Patrick McDaniel, Xi Wu, Somesh Jha, and Ananthram Swami. Distillation as a defense to adversarial perturbations against deep neural networks. In *Security and Privacy (SP), 2016 IEEE Symposium on*, pages 582–597. IEEE, 2016.
- [21] Nedim Šrđić and Pavel Laskov. Practical evasion of a learning-based classifier: A case study. In *Security and Privacy (SP), 2014 IEEE Symposium on*, pages 197–211. IEEE, 2014.
- [22] Christian Szegedy, Wojciech Zaremba, Ilya Sutskever, Joan Bruna, Dumitru Erhan, Ian Goodfellow, and Rob Fergus. Intriguing properties of neural networks. *arXiv preprint arXiv:1312.6199*, 2013.
- [23] Florian Tramèr, Alexey Kurakin, Nicolas Papernot, Dan Boneh, and Patrick McDaniel. Ensemble adversarial training: Attacks and defenses. *arXiv preprint arXiv:1705.07204*, 2017.
- [24] Florian Tramèr, Fan Zhang, Ari Juels, Michael K Reiter, and Thomas Ristenpart. Stealing machine learning models via prediction apis. In *Usenix Security*, 2016.
- [25] David Warde-Farley and Ian Goodfellow. Adversarial perturbations of deep neural networks. In *Advanced Structured Prediction*. 2016.
- [26] Weilin Xu, Yanjun Qi, and David Evans. Automatically evading classifiers. In *NDSS*, 2016.

## A Neural Network Architectures

Table 2: Neural network architectures used in this work. Conv: convolutional layer, FC: fully connected layer.

Model ID		
A	B	C
Conv(64, 5, 5) + Relu	Dropout(0.2)	$\left[ \begin{array}{c} \text{FC}(300) + \text{Relu} \\ \text{Dropout}(0.5) \end{array} \right] \times 4$ FC + Softmax
Conv(64, 5, 5) + Relu	Conv(64, 8, 8) + Relu	
Dropout(0.25)	Conv(128, 6, 6) + Relu	
FC(128) + Relu	Conv(128, 5, 5) + Relu	
Dropout(0.5)	Dropout(0.5)	
FC + Softmax	FC + Softmax	

## B Finding Multiple Adversarial Directions

Our first two techniques iteratively solve some optimization problem with an additional constraint enforcing orthogonality of the solutions. The latter two estimate the dimensionality of the adversarial space more directly, using first-order approximations of the model’s output or loss.

**Second-Order Approximations.** Consider an analog of the FGM with a second-order approximation of the loss function. That is, we want a perturbation  $\mathbf{r}$  that solves  $\max_{\|\mathbf{r}\| \leq \epsilon} \mathbf{g}^\top \mathbf{r} + \frac{1}{2} \mathbf{r}^\top H \mathbf{r}$ , where  $\mathbf{g} = \nabla_{\mathbf{x}} J(\mathbf{x}, y)$  is the gradient and  $H = \nabla_{\mathbf{x}}^2 J(\mathbf{x}, y)$  is the Hessian of the loss function.

We can find orthogonal perturbations as follows: Given a first solution  $\mathbf{r}_1$  to the above optimization problem, we substitute  $\mathbf{g}$  and  $H$  by  $\mathbf{g}' := P\mathbf{g}$  and  $H' := P^\top H P$ , where  $P$  is a projection matrix onto the space orthogonal to  $\mathbf{r}_1$ . The solution  $\mathbf{r}_2$  to the updated problem is then orthogonal to  $\mathbf{r}_1$ .

**Convex Optimization for Piecewise Linear Models.** An entirely different approach to finding adversarial examples was proposed by Bastani et al. [2] for the (ubiquitous) case where the model  $f$  is a piecewise linear function (here we identify the output of  $f$  with the vector of unnormalized log-probabilities preceding the softmax output). Instead of relying on a linear *approximation* of the model’s output, their idea is to restrict the search of adversarial perturbations for an input  $\mathbf{x}$  to the convex region  $Z(\mathbf{x})$  around  $\mathbf{x}$  on which  $f$  is linear.

Let  $\mathbf{x}$  be a point that  $f$  classifies as class  $s$  (i.e.,  $\arg \max_i f_i(\mathbf{x}) = s$ ). Further let the “target”  $t$  be the class to which  $f$  assigns the second-highest score. The approach from [2] consists in finding a perturbation  $\mathbf{r}$  as a solution to a convex program with the following constraints, denoted  $C(\mathbf{x})$ :

- $\mathbf{x} + \mathbf{r} \in Z(\mathbf{x})$ , which can be expressed as a set of linear constraints (see [2] for more details).
- $\|\mathbf{r}\| \leq \epsilon$  (although Bastani et al. focus on the  $l_\infty$  norm, any convex norm can be used).
- $f_t(\mathbf{x} + \mathbf{r}) < f_s(\mathbf{x} + \mathbf{r})$ .

If all constraints are satisfied,  $\mathbf{x} + \mathbf{r}$  must be misclassified (possibly as another class than the target  $t$ ).

We suggest an extension to this LP for finding orthogonal adversarial directions. After finding a solution  $\mathbf{r}_1$  with constraint set  $C(\mathbf{x})$ , we extend the constraints as  $C'(\mathbf{x}) := C(\mathbf{x}) \wedge (\mathbf{r}^\top \mathbf{r}_1 = 0)$ , and solve the convex program again to find a new solution  $\mathbf{r}_2$  orthogonal to  $\mathbf{r}_1$ . This process is iterated until the constraints are unsatisfiable.

**Independent JSMA.** For discrete features, such as in the DREBIN dataset, it is difficult to find (valid) orthogonal perturbations using the previous methods.

Instead, we propose a simple non-iterative variant of the Jacobian-based Saliency Map Attack (JSMA) from [18]. This iterative method evaluates the Jacobian matrix of the model  $f$  and ranks features in a

Table 3: Comparison of techniques for finding multiple orthogonal perturbations on MNIST. We report: (1) the transfer rate of each method when used to find a single adversarial direction, (2) the average number of (successful) orthogonal adversarial perturbations found on the source model  $f_{\text{src}}$  and (3) the average number of these perturbations that transfer to model  $f_{\text{target}}$ .

Model	Method	Transfer Rate	# of dirs on $f_{\text{src}}$	# of dirs on $f_{\text{target}}$
DNN	Second-Order	95%	1.00	0.95
	Convex Opti.	17%	2.58	0.45
	GAAS	94%	44.28	24.87
CNN	GAAS	69%	15.18	2.24

saliency map that encodes the adversarial goal [18]. A few input features (typically one or two) with high saliency scores are perturbed (i.e., increased to their maximum value) at each iteration, before repeating the process with the modified input.

We compute the saliency map as in [18] and rank the features by their saliency scores. Given a target dimensionality  $k$  and a maximal perturbation budget  $B$ , we group the most salient features into  $k$  bins of at most  $B$  features each, such that the sum of saliency scores in each bin are roughly equal (we greedily add new features into the non-full bin with lowest total score). As the  $k$  sets of features are independent by construction, they naturally yield orthogonal perturbations. We repeat this process for multiple values of  $k$  to estimate the dimensionality of the adversarial space.

### B.1 Prefiltered Evaluation of the Transfer Rate

To evaluate the transferability from one model to another, we report accuracy in “the prefiltered case,” as done by [10]. That is, we report the accuracy of the target model on adversarial examples that meet three criteria: 1) the original example did not fool the first model, and 2) the adversarial example successfully fools the first model. Departing from the metric used by [10], we also require that 3) the original example did not fool the target model. This evaluation metric focuses on the transferability property rather than effects like natural inaccuracy of the models or failure of the adversarial example construction process. Accuracy in this prefiltered case can be considered the “transfer rate” of the adversarial examples.

### B.2 Experiments

**Second-Order Approximations.** This attack is not interesting for rectified linear units, because the Hessian of the logits with respect to the inputs is zero (or undefined) everywhere. In order to study this attack with a nonzero Hessian, we use hyperbolic tangent rather than rectified linear units in the source model. Yet, we still find that  $H$  has only small entries and that the optimal solution to the quadratic problem is close to perfectly aligned with the gradient. The best solution that is orthogonal to the gradient is non-adversarial. Thus, the second-order approximation is of little use in finding further adversarial directions.

**Convex Optimization.** On the source model  $f_{\text{src}}$ , the LP yields an adversarial example for 93% of the test inputs. By solving the LP iteratively, we find a little over 2 orthogonal perturbations on average, and 47 for the “most vulnerable” input. As we restrict the search to a region where the model is linear, these orthogonal perturbations span a dense subspace. That is, any perturbation of norm  $\epsilon$  in the spanned subspace is also adversarial.

However, the transfer rate for these perturbations is low (17% compared to 95% for the FGM). When considering the full adversarial subspace, the transferability increases only marginally: for 70% of the inputs, none of the successful perturbations on model  $f_{\text{src}}$  transfers to model  $f_{\text{target}}$ . Thus, although the LP approach may find smaller adversarial perturbations and in more directions than methods such as FGM [2], we also find that it is less effective at yielding transferable perturbations.<sup>4</sup>

<sup>4</sup> The approach of Bastani et al. [2] sometimes fails to produce adversarial examples. For instance, for architecture C in Table 2 and perturbations  $\|r\|_2 \leq 5$ , the obtained LP is solvable for 0% of tested inputs, whereas the FGSM always yields a successful adversarial example.

**Independent JSMA.** We evaluated the JSMA variant on the DREBIN dataset, for the same DNN models as above. With a maximal budget of 10 flipped features per perturbation, we find at least one successful perturbation for 89% of the inputs, and 42 successful independent perturbations on average. Of these, 22 transfer to the target model on average.

Although we did not verify that all these perturbations truly retain the (non)-malicious nature of the input program, we note that flipping a *random* subset of 10 input features does not cause the models to misclassify at a higher rate than on clean data. As our pre-processing of the DREBIN dataset selects those features that have a large impact on classification (and thus are often useful to adversaries), we don't expect the number of independent perturbations to increase significantly for variants of DREBIN with larger feature dimensionality.

## C Proofs

### C.1 Proof of Lemma 1

We begin with the upper bound. Let  $\hat{\mathbf{r}}_i := \frac{\mathbf{r}_i}{\|\mathbf{r}_i\|_2}$ . Note that if  $\mathbf{r}_1, \mathbf{r}_2, \dots, \mathbf{r}_k$  are orthogonal, we have

$$\|\mathbf{g}\|_2^2 \geq \sum_{i=1}^k |\mathbf{g}^\top \hat{\mathbf{r}}_i|^2 \geq \sum_{i=1}^k \frac{|\mathbf{g}^\top \mathbf{r}_i|^2}{\|\mathbf{r}_i\|_2^2} \geq k \cdot \alpha^2 \cdot \|\mathbf{g}\|_2^2,$$

which implies  $k \leq \lfloor \frac{1}{\alpha^2} \rfloor$ . If  $\alpha < \frac{1}{\sqrt{d}}$ , the bound  $k \leq d$  is trivial.

We prove the lower bound with a concrete construction of the vectors  $\mathbf{r}_i$ . Let  $\mathbf{e}_1, \mathbf{e}_2, \dots, \mathbf{e}_d$  denote the basis vectors in  $\mathbb{R}_d$ . Let  $k = \lfloor \frac{1}{\alpha^2} \rfloor \leq d$  and denote by  $R$  a rotation matrix that satisfies  $R\mathbf{g} = \|\mathbf{g}\|_2 \cdot \mathbf{e}_1$  (i.e.,  $R$  rotates vectors into the direction given by  $\mathbf{g}$ ). Let  $\mathbf{z} := \sum_{i=1}^k k^{-\frac{1}{2}} \cdot \mathbf{e}_i$ , and let  $S$  be the rotation matrix that satisfies  $S\mathbf{z} = \mathbf{e}_1$ . Then, it is easy to see that  $Q := S^\top R$  is a rotation matrix that satisfies  $Q\mathbf{g} = \|\mathbf{g}\|_2 \cdot \mathbf{z}$ .

The vectors  $\mathbf{r}_i := Q^\top \mathbf{e}_i$  for  $1 \leq i \leq k$  (these are the first  $k$  rows of  $Q$ ) are orthonormal, and satisfy  $\mathbf{g}^\top \mathbf{r}_i = \|\mathbf{g}\|_2 \cdot \mathbf{z}^\top \mathbf{e}_i = \|\mathbf{g}\|_2 \cdot k^{-\frac{1}{2}} \geq \|\mathbf{g}\|_2 \cdot \alpha$ .

### C.2 Proof of Theorem 2

We begin by deriving the average  $\ell_2$ -norm of the perturbation  $\mathbf{r}_\phi$  in the latent feature space, so that  $f$  misclassifies *all* inputs. Without loss of generality, we assume that  $b < \max_{\mathbf{x} \in D} |\mathbf{w}^\top \phi(\mathbf{x})|$  (i.e., the sign of the classifier is not constant). The expected 0-1 loss of  $f$  over some data distribution  $\mu$  is denoted  $L(f) := \Pr_\mu(\text{sign}(f(\mathbf{x})) \neq y)$ .

**Lemma 3.** *Let  $f = \mathbf{w}^\top \phi(\mathbf{x}) + b$  with  $L(f) < \frac{1}{2}$  and  $\Delta := \hat{\mathbf{w}}^\top \hat{\boldsymbol{\delta}}_\phi > 0$ . For any  $\mathbf{x} \in D$ , let  $\mathbf{r}_\phi$  be the smallest (in  $\ell_2$ -norm) perturbation aligned with  $\boldsymbol{\delta}_\phi$ , such that  $\text{sign}(\mathbf{w}^\top (\phi(\mathbf{x}) + \mathbf{r})) \neq y$ . Then,*

$$\mathbb{E}_\mu(\|\mathbf{r}_\phi\|_2) \leq \|\boldsymbol{\delta}_\phi\|_2 + \frac{4 \cdot L(f) \cdot \max_{\mathbf{x} \in D} \|\phi(\mathbf{x})\|_2}{\Delta}.$$

*Proof.* Recall that  $\boldsymbol{\delta}_\phi = \frac{1}{2} \cdot (\mathbb{E}_{\mu_{+1}}[\phi(\mathbf{x})] - \mathbb{E}_{\mu_{-1}}[\phi(\mathbf{x})])$ . If  $\mathbf{x}$  is misclassified by  $f$ , then  $\|\mathbf{r}_\phi\|_2 = 0$ . Otherwise, it is easy to see that

$$\|\mathbf{r}_\phi\|_2 = \frac{|f(\mathbf{x})|}{\mathbf{w}^\top \boldsymbol{\delta}_\phi} \cdot \|\boldsymbol{\delta}_\phi\|_2.$$

A simple adaption of the analysis of Fawzi et al. [5] (for the case of linear models) yields

$$\mathbb{E}_\mu[|f(\mathbf{x})|] \leq \mathbf{w}^\top \boldsymbol{\delta}_\phi + 4 \cdot L(f) \cdot \|\mathbf{w}\|_2 \cdot \max_{\mathbf{x} \in D} \|\phi(\mathbf{x})\|_2.$$

Combining these results, we obtain

$$\begin{aligned} \mathbb{E}_\mu(\|\mathbf{r}_\phi\|_2) &\leq \|\boldsymbol{\delta}_\phi\|_2 + 4 \cdot L(f) \cdot \max_{\mathbf{x} \in D} \|\phi(\mathbf{x})\|_2 \cdot \frac{\|\mathbf{w}\|_2 \cdot \|\boldsymbol{\delta}_\phi\|_2}{\mathbf{w}^\top \boldsymbol{\delta}_\phi} \\ &= \|\boldsymbol{\delta}_\phi\|_2 + \frac{4 \cdot L(f) \cdot \max_{\mathbf{x} \in D} \|\phi(\mathbf{x})\|_2}{\Delta} \end{aligned}$$

□

Lemma 3 is an extension of the result of Fawzi et al. [5], who show that if the difference in class means is small, any linear model with low risk can be fooled by small perturbations along the direction of  $\mathbf{w}$ . Because we are interested in the simple “model-agnostic” perturbation that directly follows the difference of means, the magnitude of the perturbation further depends on the alignment  $\Delta$  between  $\mathbf{w}$  and  $\delta_\phi$ , which is positive according to the assumption in Equation (5).

We now consider transferability of the perturbation  $\mathbf{r}$  in input space. Recalling (7), we can write

$$\mathbf{w}^\top \phi(\mathbf{x} + \mathbf{r}) = \mathbf{w}^\top (\phi(\mathbf{x}) + \alpha \cdot \delta_\phi + \beta \cdot \delta_\phi^\perp)$$

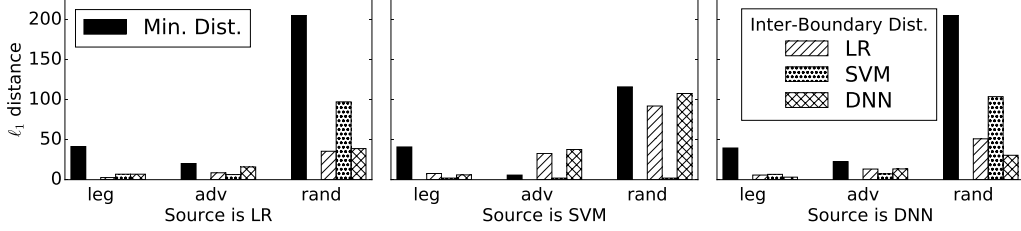
Assume  $\Delta \gg L(f)$  and suppose first that  $\beta = 0$ . Then, according to Lemma 3, on average, the minimal value of  $(-y \cdot \alpha)$  to get  $f$  to misclassify is  $\approx 1$ . However, the contribution of  $\beta \cdot \delta_\phi^\perp$  has to be taken into account. Note that  $\hat{\mathbf{w}}^\top \delta_\phi^\perp \leq 1 - \Delta$ . Thus, we have

$$|\beta \cdot \mathbf{w}^\top \delta_\phi^\perp| \leq |\beta| \cdot \|\mathbf{w}\|_2 \cdot \|\delta_\phi\| \cdot (1 - \Delta) .$$

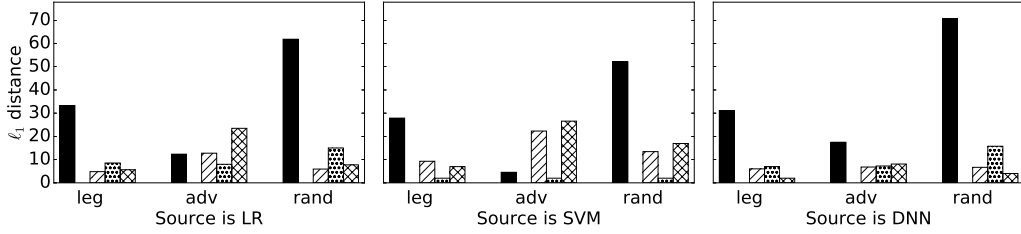
In the worst case, the absolute magnitude of  $\alpha$  should be increased by  $\frac{1-\Delta}{\Delta}|\beta|$  to ensure that any non-adversarial contribution of the orthogonal component of the perturbation is canceled out. Thus, in expectation, we need  $-y \cdot \alpha \geq 1 + \frac{1-\Delta}{\Delta}|\beta|$  to have  $f$  misclassify with non-zero probability. Note that this bound is expected to be loose in practice, as the orthogonal component  $\delta_\phi^\perp$  is unlikely to be maximally aligned with  $\mathbf{w}$ .

## D Appendix: Additional Distance Measurements

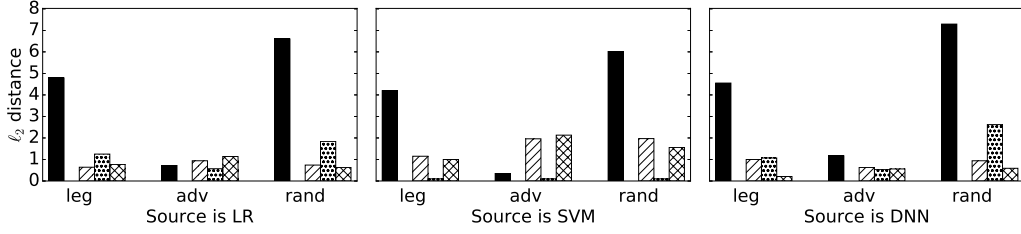
We provide additional measurements of the similarity in models' decision boundaries. Inter-boundary distances computed on the MNIST models with the  $\ell_1$  norm are reported in Figure 7a. Results for the  $\ell_2$  norm were in Figure 4. Analog results for the DREBIN models are reported in Figure 7b and 7c.



(a) Distances measured using the  $\ell_1$  norm for the MNIST models. The adversarial search uses  $\varepsilon = 80$ .



(b) Distances measured using the  $\ell_1$  norm for the DREBIN models. The adversarial search uses  $\varepsilon = 80$ .



(c) Distances measured using the  $\ell_2$  norm for the DREBIN models. The adversarial search uses  $\varepsilon = 5$ .

Figure 7: Minimum distances and inter-boundary distances in three directions between models trained on MNIST and DREBIN. Each plot shows results for one source model, and all three classes of target models (one hatched bar per model class). Within each plot, bars are grouped by direction (legitimate, adversarial and random). The filled black bar shows the minimum distance to the decision boundary, computed on the source model. The adversarial search uses the FGM in either the  $\ell_1$  or  $\ell_2$  norm.