

Beyond Distillation: Task-level Mixture-of-Experts for Efficient Inference

Sneha Kudugunta, Yanping Huang, Ankur Bapna, Maxim Krikun,
Dmitry Lepikhin, Thang Luong, Orhan Firat

Google Research

{snehark, huangyp, ankurbpn, krikun, lepikhin,
thangluong, orhanf}@google.com

Abstract

Sparse Mixture-of-Experts (MoE) has been a successful approach for scaling multilingual translation models to billions of parameters without a proportional increase in training computation. However, MoE models are prohibitively large and practitioners often resort to methods such as distillation for serving. In this work, we investigate routing strategies at different granularity (token, sentence, task) in MoE models to bypass distillation. Experiments on WMT and a web-scale dataset suggest that task-level routing (*task-MoE*) enables us to extract smaller, ready-to-deploy sub-networks from large sparse models.

On WMT, our task-MoE with 32 experts (533M parameters) outperforms the best performing token-level MoE model (*token-MoE*) by +1.0 BLEU on average across 30 language pairs. The peak inference throughput is also improved by a factor of 1.9x when we route by tasks instead of tokens. While distilling a token-MoE to a smaller dense model preserves only 32% of the BLEU gains, our sub-network task-MoE, by design, preserves all the gains with the same inference cost as the distilled student model. Finally, when scaling up to 200 language pairs, our 128-expert task-MoE (13B parameters) performs competitively with a token-level counterpart, while improving the peak inference throughput by a factor of 2.6x.

1 Introduction

Scaling up neural network models has recently received great attention, given the significant quality improvements on a variety of tasks including natural language understanding (Raffel et al., 2019; Brown et al., 2020) and multilingual machine translation (Huang et al., 2019; Lepikhin et al., 2020).

While training massive models on large amounts of data can almost guarantee improved quality, there are two factors affecting their practicality and applicability: (1) *training efficiency* and (2) *inference efficiency*. Large dense models are often

prohibitively compute-intensive to train, with some models requiring TFlops-days of compute (Brown et al., 2020). A recent line of work has proposed sparsely-gated Mixture-of-Experts (MoE) layers as an efficient alternative to dense models (Shazeer et al., 2017; Lepikhin et al., 2020; Riabinin and Gusev, 2020) in order to address *training efficiency* limitations. In a vanilla sparsely-gated MoE model each token of the input sequence activates a different subset of the experts, hence the computation cost per token becomes only proportional to the size of the activated sub-network. However, they fail to meet requirements on *inference efficiency*.

Consider a long sequence where each token of the sequence activates a disjoint subset of available experts. From a practical standpoint, the inference trace of the full sequence spans several experts independently for every token, resulting in an independent pathway for each token. Although this is a desired property - adding flexibility to the model and increasing its capacity - it becomes prohibitive for inference for the following reasons: the model parameters in these large models are beyond the memory limit of a single accelerator device, and require model parallelism to shard them across a cluster of devices during inference. For models with MoE Layers, the input token would be dynamically routed to different experts allocated to different devices. This further adds communication cost across devices to the overall serving cost. Moreover, due to the sequential nature of the autoregressive decoding (Kasai et al., 2020; Chen et al., 2018), the added communication cost from model parallel decoders gets multiplied by the number of decoding steps. To add to this, serving MoE models efficiently requires batching a large number of input tokens together, otherwise only a subset of the MoE network will be activated leading to severe device under-utilization.

In this work, we study the *inference efficiency* of sparsely gated MoE models while taking into ac-

count the characteristics of the intended application, Multilingual Neural Machine Translation (MNMT). MNMT is an inherently multi-task learning problem, aimed at building a single neural network for translating multiple language pairs simultaneously. In a MNMT model, the extent to which parameters are shared across languages determines the magnitude of positive transfer (Baldwin and Ford, 1988) and conversely task interference due to the capacity bottleneck (Arivazhagan et al., 2019). In an ideal scenario, we would want to efficiently train a single large MNMT model maximizing transfer while expanding the capacity bottleneck; meanwhile, we would like to enjoy the benefits of sparsely activated sub-networks per-task at inference time, i.e. extracting out a sub-network to decode for a particular language pair to actualize *inference efficiency*.

An alternative way to enjoy high inference efficiency from a large model is knowledge distillation (Hinton et al., 2015). However, (Fedus et al., 2021) found that only a small fraction of quality gains from a large sparse model can be preserved in the student models. Instead;

- We propose routing algorithms for MoE models with affordable serving costs (Section 3). While vanilla MoEs route each sub-word token in the input to its preferred experts, we explore alternative routing strategies that are trained to leverage global task level information to route all tokens corresponding to a particular task collectively to the same set of experts. We decode different tasks separately and only load the subset of experts associated with the corresponding task during inference.
- We report the advantages of our task-level routing method in translation quality and inference cost on a multilingual WMT task (Section 4). With the comparable inference cost, the task-level routing achieved +3.6 BLEU gain over the multilingual model training from scratch, and +2.1 BLEU gain over the dense student model distilled from the large token-level /position-wise MoE (token-MoE) model.
- The observed quality gains from our approach are comparable with the token-MoE models while achieving 1.9x peak throughput and 6.3% of the decoder size.
- We scaled up the token-MoE model on a large scale in-house dataset and saw similar quality

gains (+3.6 BLEU) against the dense baseline (Section 5.2). Compared to the token-level routing approach, our method achieves comparable quality gain, with 2.6x higher peak throughput and 1.6% of the decoder size.

- Finally, we analyze the routing decisions made in MoE models and motivate our method (Section 5.4).

2 Scaling Transformers with Mixture-of-Experts

The Transformer (Vaswani et al., 2017) architecture is a popular model used for neural machine translation and other natural language understanding/generation problems. In sequence-to-sequence problems, the model consists of an encoder and decoder, each of which contains multiple Transformer layers. For further details, we refer the reader to the original paper (Vaswani et al., 2017).

We use the Mixture-of-Experts Transformer models proposed by (Lepikhin et al., 2020), where the MoE layers for the Transformers consist of E feed-forward networks (FFN), such that ($\text{FFN}_1 \dots \text{FFN}_E$).

$$\text{FFN}_e(x_s) = w_{oe} \cdot \text{ReLU}(w_{ie} \cdot x_s)$$

$$y_s = \sum_{e=1}^E \mathcal{G}_{s,e} \cdot \text{FFN}_e(x_s)$$

Here, x_s is the input token at position s to the MoE layer and each FFN_e is a two layer neural network using a ReLU activation function. w_{ie} and w_{oe} are the input and output projection weights of the e -th expert. Finally, $\mathcal{G}_{s,E}$ is vector computed by the gating network (also referred as router). For each expert, most values of this vector are zeros, one value being positive. We use this vector to route the token to a select few experts. The entries chosen from $\mathcal{G}_{s,E}$ determine how much the expert contributes to the final output y_s . Note that, in this work we choose the top 2 weight experts for each example to be comparable with the prior work.

The gating network $\mathcal{G}_{s,E}$ must be considered carefully for efficiency purposes: (1) the utilization of experts must be balanced and (2) the function must be efficient to implement at scale. For a more thorough discussion of MoE transformers, we direct the reader to (Lepikhin et al., 2020).

3 Methods

In this section we describe our candidate routing strategies in the context of MNMT and discuss

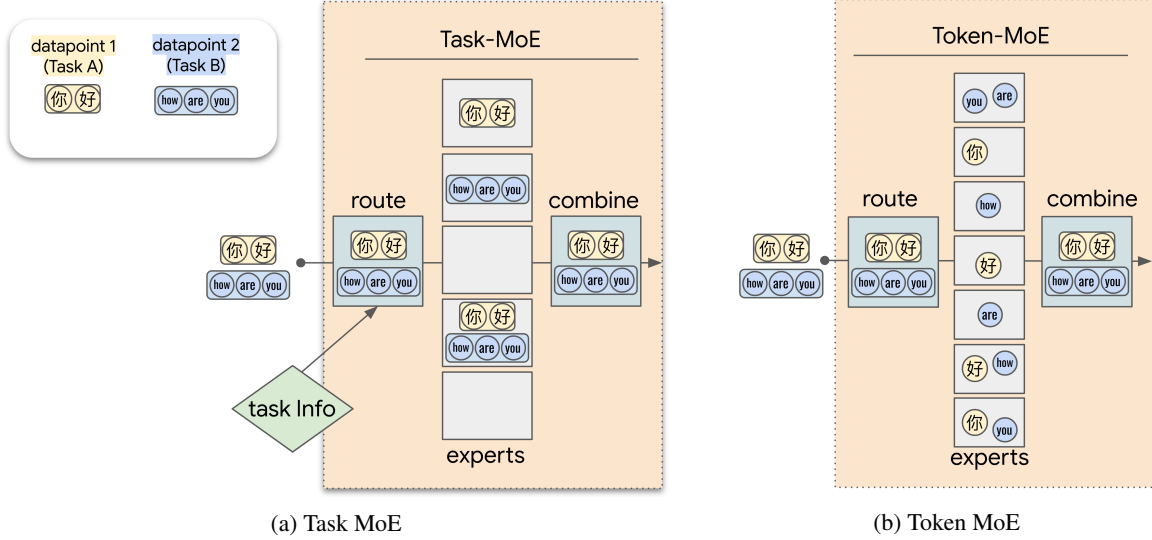


Figure 1: Tokens are routed to the same expert based on task or some other prior in (a) task-based MoE whereas different tokens are routed to different experts in (b) token-based MoE models.

their trade-offs from the perspective of the training and inference efficiency. Multilingual models learn joint representations across languages to the extent of the parameters being shared (Wu and Dredze, 2019; Tiedemann, 2018; Tan et al., 2019; Zhang et al., 2020; Östling and Tiedemann, 2016; Kudugunta et al., 2019). While being beneficial for transfer, extreme sharing of the parameters exacerbates interference. Allowing dedicated (unshared) parameters are known to be effective at mitigating interference (Zhang et al., 2021; Kong et al., 2021) and MoE variants are inherently learn such partitioning across languages/tasks. Therefore we study the routing algorithm $\text{GATE}(x_s)$ of MoEs to mitigate interference, while enabling transfer and effective at inference.

3.1 Routing Strategies

Given the sequential nature of the multilingual machine translation task, the routing decisions can be made at three different granularities, from bottom up (i) token-level, (ii) sentence-level and (iii) task-level, as detailed below.

Token-level Routing: This is the baseline discussed in Section 2 where each token is routed independently.

Sentence-level Routing: Each sequence (sentence), and all tokens that form the sequence, are routed to the same expert. We change the routing algorithm to select experts by sentence representation, calculated by taking the average token

representations in a given sentence.

Task-level Routing: We select experts by task boundaries as opposed to making input-level decisions. In the context of MNMT, these task boundaries can either be defined by the target language (French-to-English and German-to-English are the same task) or the language pair (French-to-English and German-to-English are different tasks). Sentence and task level routing are formulated as follows:

$$\mathcal{G}_{s,E} = \text{GATE}\left(\frac{1}{S} \sum_{s=1}^S x_s\right) \quad (\text{Sentence-level}),$$

$$\mathcal{G}_{s,E} = \text{GATE}(\text{task_id}_s) \quad (\text{Task-level}).$$

We illustrate the difference in Figure 1, in token-based MoE models (Figure 1b), tokens from each datapoint are routed to different experts, whereas in task-level MoE models (Figure 1a), tokens may be routed to the same expert based on task.

3.2 Inference Implications of Routing Strategies

While the MoE models discussed in (Shazeer et al., 2017; Lepikhin et al., 2020) train quickly relative to the number of parameters in terms of the wall-clock time, they are expensive to serve. Consider a MoE with 512 experts and 50B parameters (Lepikhin et al., 2020). When employing token-level routing, each token can be independently routed to a different set of experts during inference. Given

that the entire model is too large to load into memory on a single accelerator, the two potential solutions to utilize this model for inference are: (i) Loading experts dynamically from host to device depending on routing decisions, or (ii) Utilizing model-parallelism over multiple accelerators for serving. While the first solution incurs heavy host-device communication costs, the second introduces significantly inter-device communication overhead.

Other practical approaches to serve a large MoE include model quantization, pruning and knowledge distillation (Cheng et al., 2017). While the first two strategies haven’t been explored in the context of conditional computation, distillation (Hinton et al., 2015; Kim and Rush, 2016) has been found to introduce undesirable artifacts into the student model (Freitag et al., 2019; Bogoychev and Sennrich, 2019) in the context of NMT. Moreover, some studies have found that distilling large sparse models preserves only a small fraction of the gains achieved by scaling. On the other hand, if we limit the number of experts available to every task in the model to a small fraction of the total available capacity, it is possible to extract task-specific models for serving, alleviating the need for complex serving strategies or compression. Since decoding time complexity for auto-regressive encoder-decoder models is dominated by the decoder (Kasai et al., 2020), we can also pursue a hybrid strategy where the encoder utilizes more expensive routing strategies while the decoder of the model utilizes simpler and efficient routing.

Summarizing the *effective* decoding cost of the MoE models utilizing different routing strategies:

- **Token/Sentence level routing:** The routing decisions are made dynamically. Assuming each token/sentence makes disjoint choices, the server needs to load all E experts.
- **Task-level routing:** Tokens corresponding to each input sentence are routed to the same experts statically. The server only needs to pre-load K experts (assuming top- K routing).

4 Experiments on 30 Language Pairs

We compare routing strategies at multiple levels in both, the encoder and the decoder, by conducting extensive experiments on two benchmarks: the public WMT dataset with 30 language pairs (Section 4.1) and an in-house web-scale dataset with 200

language pairs (Section 5). We start with WMT setup.

4.1 Experimental Setup

For our experiments, we use parallel training and evaluation data from the WMT corpus and adopt the setup used by (Siddhant et al., 2020) with 15 languages, to and from English. Full training data details may be found in Table 3 in the Appendix. The amount of data ranges from more than 60 million sentence pairs in en-cs translation direction (en-cs) to roughly 150k sentence pairs for en-gu.

We use a temperature based data sampling strategy to train our models, similar to the strategy used to train the multilingual models in (Arivazhagan et al., 2019): if p_L is the probability that a sentence in the corpus belongs to language pair L , we sample from a distribution where the probability of sampling from L is proportional to $p_L^{\frac{1}{T}}$. All the experiments in this paper are performed on a model trained with a sampling temperature $T = 5$.

We use the 142M Transformer Base (Vaswani et al., 2017) architecture (or enhanced versions of it with MoE layers) for all of our experiments with WMT. Our models are optimized using Adafactor (Shazeer and Stern, 2018) with momentum factorization and a per-parameter norm clipping threshold of 1.0. We followed a learning rate of 3.0, with 40K warm-up steps for the schedule, which is decayed with the inverse square root of the number of training steps after warm-up. BLEU scores presented in this paper are calculated using SacreBLEU (Post, 2018) on the WMT test sets.

Multilingual baseline: We train a Transformer Base model on this dataset as our multilingual dense baseline. We share all parameters across language pairs, including the softmax layer and input/output word embeddings. We use a 64k token Sentence Piece vocabulary (Kudo and Richardson, 2018). The vocabulary is shared on both the encoder and decoder side. Each sentence pair has a $\langle 2xx \rangle$ token pre-pended to the source sentence to indicate the target language, following Johnson et al. (2017).

Mixture of Experts Models: For MoE models, we replace the feed forward network (FFN) of alternate layers of the Transformer with a set of identical FFN experts as depicted in Figure 1b. For brevity, we provide aggregate BLEU scores in Section 4.2. We provide the full individual BLEU

System	Routing Granularity		Throughput Peak tokens/s	BLEU				
	Encoder	Decoder		Average	xx2en	en2xx	High	Low
Bilingual Baselines	-	-	2.3×10^5	21.0	21.8	18.9	28.2	11.8
Multilingual Transformer-Base	-	-		20.0	23.7	17.5	23.3	15.9
Static MoE – 32 experts	-	-	2.3×10^5	17.6	25.0	10.2	20.9	13.5
Token-level MoE – 32 experts	Token	Token	1.3×10^5	22.6	24.9	20.4	27.5	16.3
Sentence-level MoE – 32 expert	Sentence	Sentence	1.3×10^5	19.9	24.1	16.8	22.6	16.1
Task-level MoE – 32 experts	Language Pair	Language Pair	2.3×10^5	21.4	25.2	16.9	23.4	17.3
	Target	Target		22.9	25.6	20.2	27.2	17.3
	Language Pair	Token		22.4	25.6	20.3	26.9	16.8
	Target	Token		22.3	24.5	20.4	26.8	16.6
	Token	Language Pair		23.0	26.2	20.3	27.2	17.6
	Token	Target		23.6	26.0	21.1	28.5	17.4

Table 1: **Routing strategies for Mixture-of-Experts (MoE) models** – We compare routing experts by either tokens, sentence representations, or tasks (using either language pairs or target languages). For task-level MoE, routing can also be different between encoder and decoder. For results, *Average* is the average results of all language pairs, whereas *xx2en* and *en2xx* are the averages of translations into and from English respectively. *High* indicates high-resource language pairs (> 1 million sentence pairs) while *Low* is for low-resource language pairs (< 1 million sentence pairs).

scores in the Appendix A.3, along with bilingual baselines. In addition, we provide the number of parameters for different components of our models in Appendix A.4.

4.2 Comparison of different Routing Strategies on WMT

We compare the token-level, sentence-level and task-level routing strategies discussed in Section 3 at identical network size (32 experts, 533M parameters). The results are presented in Table 1. In general, we find that all types of task-level routing perform better than token-level routing. We see that using sentence representations to route examples (Sentence-level MoE - 32 experts) performs much worse, so we do not conduct further experiments on this setting. In addition, we trained an MoE baseline where the experts are deterministically allocated to tasks (Static MoE - 32 Experts) - this too, did not perform well in our experiments.

When we use Task MoE on both the encoder and the decoder (Task-level MoE - 32 experts: Target/Target), we see consistent gains across the board. To investigate this further, we trained a model that has (a) Token MoE on the encoder and Task MoE on the decoder (Task-level MoE - 32 experts: Token/Target or Token/Language Pair) and (b) Task MoE on the encoder and Token MoE on the decoder (Task-level MoE - 32 experts: Target/Token or Language Pair/Token). In Table 1 we see that using strategy (a) works the best, whether we choose to route by the target language or the language pair. In Section 5.4, we discuss these observations further.

Overall we find that using Task MoE only on the decoder (Task-level MoE 32 experts: Token/Target) works the best, with gains of 1 BLEU over Token MoE. These gains are consistent across xx2en language pairs, en2xx language pairs, high resource languages (more than 1 million sentence pairs), low resource languages and the 2 zero shot pairs.

4.3 Comparison of Throughput of Sparse Models

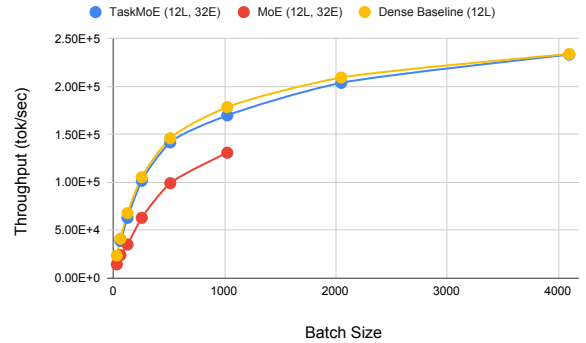


Figure 2: **Inference cost analysis:** We measure the throughput of our Task-MoE model, baseline Transformer-Base model and baseline Token-MoE model across batch sizes and see that the peak throughput of Task-MoE (and Transformer-Base) is 1.87 times higher than that of Token-MoE.

We further compare Task-level MoEs with Token-level MoEs in terms of throughput across different batch sizes in Figure 2. We measure this by decoding the WMT14 English-German test set with our TaskMoE model and with the baseline TokenMoE model on 32 Cloud TPU V3 cores.

System	Routing Granularity		Throughput	BLEU								
	Encoder	Decoder		Average	EnFr	FrEn	EnDe	DeEn	EnRo	RoEn	EnHi	HiEn
Bilingual Baselines	-	-	2.3×10^5	24.3	38.1	35.5	26.4	27.4	23.7	30.1	4.5	8.5
Multilingual Transformer-Base	-	-	2.3×10^5	25.9	36.1	34.1	22.0	28.6	23.9	33.4	10.4	19.2
Task-level MoE – 32 experts	Token	Target	2.3×10^5	29.0	39.9	37.1	27.1	32.0	26.6	36.2	13.3	20.1
Token-level MoE – 32 experts	Token	Token	1.3×10^5	28.2	40.1	36.4	26.7	31.2	26.5	33.7	11.5	19.8
Distillation (from Token MoE)	-	-	2.3×10^5	26.9	37.3	33.2	25.1	29.3	24.6	34.6	13.9	17.6

Table 2: **Comparing Distillation to Task-MoE:** We compare our best performing Task-MoE model to Distilling a Token MoE model to Transformer-Base and a version with 2x the width for several language pairs. We see that distillation consistently underperforms our best-performing Task MoE model - distillation from Token MoE achieves an average BLEU score of 26.9, while our best-performing Task MoE model has an average BLEU score of 29.0 (+2.1 BLEU) for these language pairs.

We find that our Task-MoE model has 1.87 times higher peak throughput while using 3.75 times less decoder parameters (142M vs 533M). Moreover, our Task-MoE model has minimal communication overhead compared to decoding with Token-MoE (0.0% versus 26.9% of step time).

We note that the inference time of the token-based MoE model is dominated by the decoder, with the decoders taking 200x the time per step than the encoders at peak throughput. Therefore, the inference cost of task-level routing on decoder only is roughly equivalent to that on both the encoder and decoder.

4.4 Comparison of Extracting Task MoE Models to Distillation

While in Section 4.3 we compared the throughput of task-level MoE and token-level MoE models, it is common practice for large models to be distilled to smaller student models suitable for deployment.

We distill our token-level MoE baseline to Transformer-Base student models with the same architecture as the multilingual dense baseline discussed in 4.1. As done in (Fedus et al., 2021), we initialize the student model with non-expert weights of the teacher model. We distill the model with the source sides of the WMT parallel data used while training the original teacher model. We do this for several language pairs across different language families and resource sizes - EnFr, FrEn, DeEn, EnDe, EnRo, RoEn, EnHi and HiEn. Additional training details are provided in the Appendix A.1.

In Table 2, we compare the BLEU scores of our best performing Task MoE models to distillation of our Token MoE baseline into models with similar inference cost (shown in Figure 2). We see that distillation consistently underperforms our best-performing Task MoE model - distillation from Token MoE achieves an average BLEU score of

26.9, while our best-performing Task MoE model has an average BLEU score of 29.0 (+2.1 BLEU) for these language pairs. We note that while distilling our sparse MoE model, only 32.25% of gains over dense multilingual baselines are preserved. This is in line with the distillation results discussed in (Fedus et al., 2021).

5 Scaling up to 200 Language Pairs

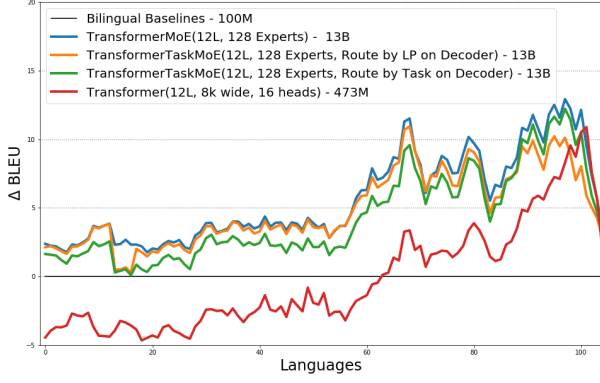
We now scale our results up to a larger internal dataset with over 200 language pairs, while also scaling the number of parameters to beyond 10 billion weights. In addition, we look more closely at the gating decisions made by these sparse models and discuss their implications.

5.1 Experimental Setup

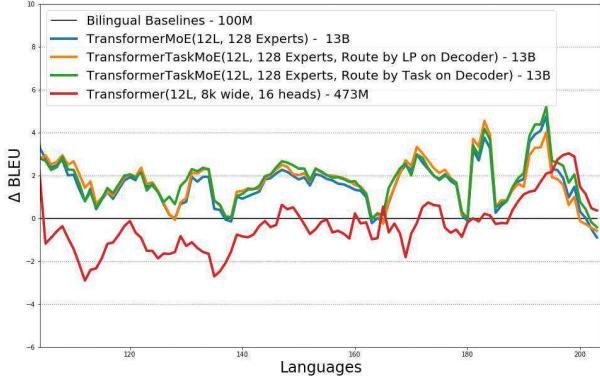
Data: We use an in-house training corpus generated by crawling and extracting parallel sentences from the web (Uszkoreit et al., 2010). This dataset has 204 direct language pairs (102 languages to and from English), with a total of 25 billion sentence pairs. This dataset covers a diverse range of domains and languages, and is quite noisy. There is also a heavy imbalance when it comes to the number of examples available per language pair, ranging between 10^4 and 10^9 sentence pairs. In order to record gating decisions while controlling for semantics, we created a multi-way aligned evaluation set containing nearly 3k sentence pairs for all languages.¹

Model: We use the 473M Transformer Big (Vaswani et al., 2017) architecture (or modified versions of it in the case of sparse models) as described by (Chen et al., 2018) for this set of experiments. Similar to Section 4.1, we (1) share all parameters across language pairs including softmax layer

¹Each sentence in our evaluation set is semantically identical across all other languages.



(a) Performance of different routing strategies on $Xx-En$ language pairs.



(b) Performance of different routing strategies on $En-Xx$ language pairs.

Figure 3: Comparing the performance of different routing strategies for Mixture-of-Experts (MoE) models on a massively multilingual dataset – We compare routing experts by tokens, and tasks (using either language pairs or target languages). Given that routing by token on the encoder and routing by task on the decoder performed the best on WMT (Table 1), we use those settings for the scaled up 128 expert models we compare. We split the comparison of results into (a) $Xx-En$ language pairs and (b) $En-Xx$ language pairs. The languages on the x-axis are sorted left-to-right in descending order of resource size. Best seen in color. Note that the token-level MoE has 6.5B parameters in the decoders while our task-level MoE has only 200M.

and input/output word embeddings, (2) pre-pend a $\langle 2xx \rangle$ token to the source sentence to indicate the target language and (3) use a Sentence Piece Model (Kudo and Richardson, 2018) with 64k tokens vocabulary shared on both the encoder and decoder side. We followed the training and architecture as shown in Lepikhin et al. (2020).²

²As opposed to displaying BLEU scores for each language pair, we place the baselines on the x -axis at zero and report the Δ BLEU trendline of each model we consider. In order to set these bilingual baselines, we train Neural Machine Translation models for each language pair (e.g. a single model for German-to-English), tuned depending on the available training data for

5.2 Results

We compare Task-level MoEs and Token-level MoEs to their bilingual and multilingual baselines in Figure 2. We train 128 expert MoE models with routing in these settings: (1) Routing by token on both the encoder and decoder, (2) Routing by token on the encoder and by target language on the decoder and (3) Routing by token on the encoder and by language pair on the decoder.

We find that these scaled up sparse models perform better than their dense baselines, with hybrid task-level routing performing slightly better on $En-Xx$ language pairs and pure token-level routing performing slightly better on $Xx-En$ language pairs. We hypothesize that for the $Xx-En$ tasks, not explicitly dividing expert parameters by tasks on the decoder results in better transfer, thus explaining the better performance of token-level routing. This suggests that a hybrid strategy that partially restricts access to experts based on task-boundaries, while still permitting routing by tokens, might provide the right balance between efficiency and quality.

We also note that while both forms of routing have 13B parameters (6.5B on decoder) at train time, token level routing only on the decoder uses only 200M parameters at inference time, in addition to the practical considerations discussed in Section 3.1. We provide aggregate BLEU scores in Appendix A.6 and parameter count breakdowns in Appendix A.5. In addition, we take a closer look at routing decisions made for different languages by the model in Section 5.4.

5.3 Comparison of Throughput on Massive Models

Similar to Section 4.3, we compare Task-level MoEs with Token-level MoEs in terms of throughput across different batch sizes in Figure 4. We decode the WMT14 English-German test set with our TaskMoE model and with the baseline Token-MoE model on 128 Cloud TPU V3 cores. We find that our Task-MoE model has 2.6 times higher peak throughput while using 32.34 times less decoder parameters (201M vs 6.5B). Moreover, our Task-MoE model has minimal communication overhead compared to decoding with Token-MoE (0.2% versus 36% of step time).

that given language We tuned batch-size and different values of regularization methods (e.g. dropout) in a Transformer-Big or Transformer-Base layout, for high or low-resourced languages respectively.

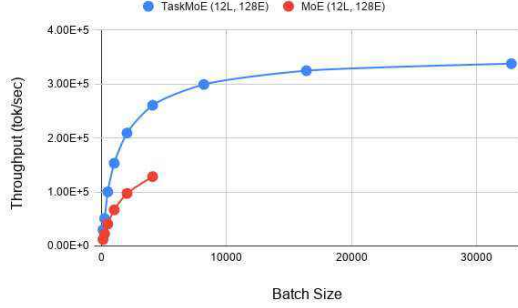


Figure 4: **Inference cost analysis:** We measure the throughput of our Task-MoE model and baseline Token-MoE model across batch sizes and see that the peak throughput of Task-MoE is 2.6 times higher.

5.4 A Closer Look at the Routing Decisions

Now, we analyze the routing decisions made in token-level MoE models to further motivate our investigation. We take a token-level MoE model trained on the massively multilingual dataset and decode these models on the multiway test-sets, while logging routing decisions for every token. We plot the top expert distributions of several tasks with different scripts and language families in Figure 5. For clarity, and because these two groups of languages behave differently in a multilingual setting, we split the gating decisions into those for $Xx-En$ and $En-Xx$ language pairs. In the encoder (Figure 5a), tokens from all tasks ($Xx-En$) seem to prefer the same set of few experts slightly over the others. On the other hand, in the decoder (Figure 5b) each task seems to have a slight preference for a few experts over the others. Moreover, the set of experts appears to be similar for related languages. For example, English-Spanish and English-Catalan (two Romance Languages) have similar expert distributions and so do English-Russian and English-Ukrainian (two Slavic Languages). In the Appendix A.7, we provide expert distribution plots for other layers of this model. In addition, we provide expert distributions of the MoE model that routes tokens by target language discussed in Section 3.

Our analysis suggest that, when using token-level routing, task-level decisions emerge naturally in the decoder, providing additional motivation for our proposed routing strategies.

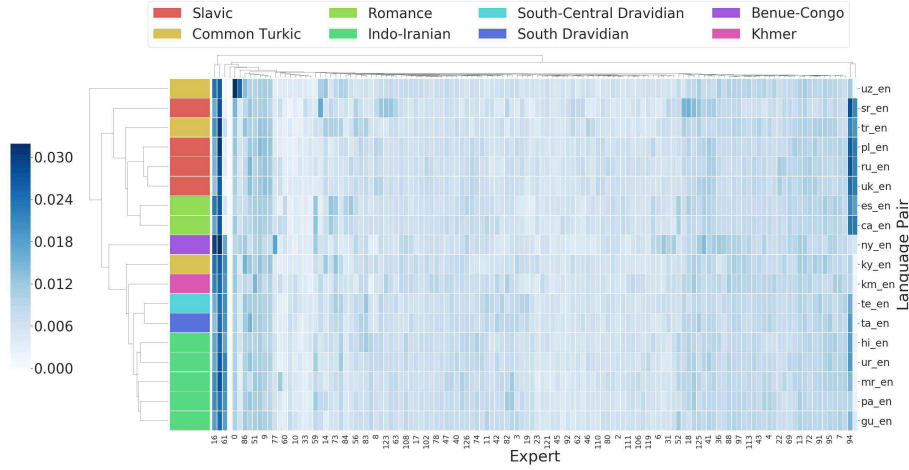
6 Related Work

Conditional Computation: Conditional computation (Bengio et al., 2015), or routing examples through the neural network by activating only a

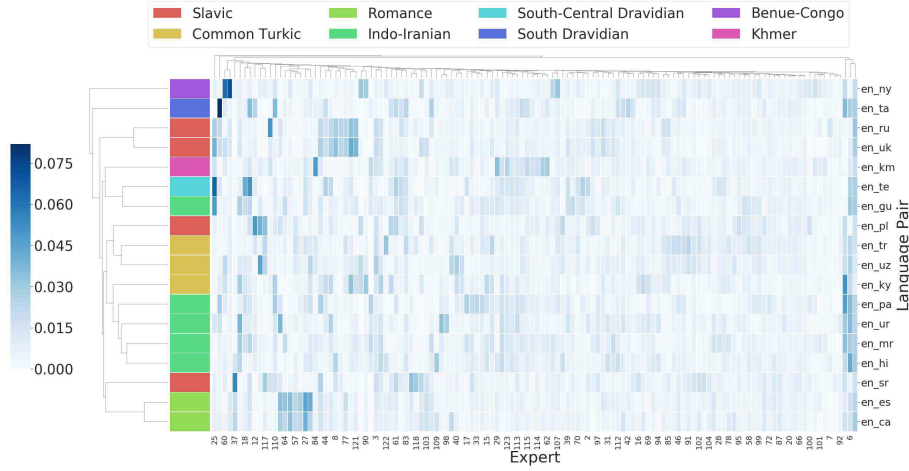
sub-network of the network depending on the input has seen success in large scale natural language processing (NLP) ((Shazeer et al., 2017; Lepikhin et al., 2020; Bapna et al., 2019)) and computer vision ((Yang et al., 2019)) tasks. A variety of strategies can be used to route examples such as learning a function on the input (Shazeer et al., 2017; Lepikhin et al., 2020), computational budget (Bapna et al., 2019; Elbayad et al., 2019) or simplifying the expert allocation and training regimen (Lewis et al., 2021; Fedus et al., 2021).

Multi-task Learning Multi-task Learning improves model performance across all tasks trained on due to regularization and positive transfer between related tasks (Caruana, 1997). Here, sub-networks are be activated depending on the task to which the input belongs - some of these parameters may be shared. This approach has seen success in a variety of domains such as classification, recommender systems and NLP ((Ma et al., 2019, 2018; Clark et al., 2019; Collobert and Weston, 2008; Ruder et al., 2019; Tan et al., 2019)). Like our work, some of these models have been designed with inference benefits in mind ((Ma et al., 2019)). In this work we focus on multi-task learning in the case of Multilingual NMT.

Multi-task learning for Multilingual NMT Models: Multi-task learning in multilingual models has been well-studied: while complete parameter sharing is simple and works well ((Johnson et al., 2017)), an optimal strategy for sharing parameters and possibly having languages-specific parameters would maximize transfer while minimizing interference (Hokamp et al., 2019). Strategies involve allocating language specific hidden states, attention modules, decoders or additional specialized layers ((Hokamp et al., 2019; Wang et al., 2018; Gu et al., 2018; Bapna et al., 2019)). In addition some strategies involve grouping parameters by language group (Fan et al., 2020; Tan et al., 2019). Compared to these works, our approach to parameter sharing is designed to scale models without impacting inference efficiency (as opposed to simply adding language-specific capacity) while still enjoying the benefits of scaling. Most similar to our work in terms of the inference utility is proposed by (Li et al., 2020) where discrete latent variables used to learn language specific layer combinations, whereas in our study we focus on improving inference efficiency of mixture of expert



(a) Gating decisions of the last layer of the encoder for Xx-En language pairs.



(b) Gating decisions of the last layer of the decoder for En-Xx language pairs.

Figure 5: We record the gating decisions of our MoE model trained on internal data on a multiway parallel dataset. The darker a cell, corresponding to, say en-sr and the 37th expert, the more the expert is used. In (a) the encoder, tokens from all tasks ($Xx-En$) seem to prefer the same set of few experts slightly over the others; while in (b) the decoder each task ($En-Xx$) seems to slightly prefer a few experts over the other. Moreover, the set of experts appears to be similar for related languages. For example, English-Spanish and English-Catalan (two Romance Languages) have similar expert distributions and so do English-Russian and English-Ukrainian (two Slavic Languages).

models at scale.

7 Conclusions

In this work we discussed more inference friendly algorithms for routing examples in multilingual Sparse Mixture-of-Experts models by making use of task boundaries. We empirically demonstrated that this new algorithm performs as well as, or better than, conventional token-based routing algorithms on two different datasets: a multilingual WMT setup covering 30 language pairs and a large internal dataset covering 200 language pairs, in terms of machine translation quality evaluated with BLEU. By carefully comparing inference throughput across different routing approaches and distilled models, we demonstrated the superiority of

task-based routing algorithms over either serving a token-based MoE model as-is (in terms of peak throughput) and over distilling a large MoE model into a smaller dense model (in terms of BLEU).

We conclude by highlighting that algorithms that are more inference friendly while retaining the quality gains of MoE models are a promising direction for future exploration, motivating research on *inference efficiency* for large models. Although we studied some hybrid routing strategies where encoder and decoder networks utilize different routing schemes, we believe that future research on more granular routing hybrids or hierarchical variants will deliver more gains and advance our understanding of large scale, sparsely gated, massively multi-task networks.

8 Acknowledgements

We would like to thank Wolfgang Macherey, Yuanzhong Xu and Macduff Richard Hughes for their helpful feedback on the draft. We would also like to thank the Google Translate and Google Brain teams for their useful input and discussions, and the entire GShard development team for their foundational contributions to this project. In addition, we thank the anonymous reviewers for their insightful comments.

References

- Naveen Arivazhagan, Ankur Bapna, Orhan Firat, Dmitry Lepikhin, Melvin Johnson, Maxim Krikun, Mia Xu Chen, Yuan Cao, George Foster, Colin Cherry, Wolfgang Macherey, Zhifeng Chen, and Yonghui Wu. 2019. [Massively multilingual neural machine translation in the wild: Findings and challenges](#).
- Timothy T Baldwin and J Kevin Ford. 1988. Transfer of training: A review and directions for future research. *Personnel psychology*, 41(1):63–105.
- Ankur Bapna, Naveen Arivazhagan, and Orhan Firat. 2019. Simple, scalable adaptation for neural machine translation. *arXiv preprint arXiv:1909.08478*.
- Emmanuel Bengio, Pierre-Luc Bacon, Joelle Pineau, and Doina Precup. 2015. Conditional computation in neural networks for faster models. *arXiv preprint arXiv:1511.06297*.
- Nikolay Bogoychev and Rico Sennrich. 2019. [Domain, translationese and noise in synthetic data for neural machine translation](#).
- Tom B Brown, Benjamin Mann, Nick Ryder, Melanie Subbiah, Jared Kaplan, Prafulla Dhariwal, Arvind Neelakantan, Pranav Shyam, Girish Sastry, Amanda Askell, et al. 2020. Language models are few-shot learners. *arXiv preprint arXiv:2005.14165*.
- Rich Caruana. 1997. Multitask learning. *Machine learning*, 28(1):41–75.
- Mia Xu Chen, Orhan Firat, Ankur Bapna, Melvin Johnson, Wolfgang Macherey, George Foster, Llion Jones, Mike Schuster, Noam Shazeer, Niki Parmar, Ashish Vaswani, Jakob Uszkoreit, Lukasz Kaiser, Zhifeng Chen, Yonghui Wu, and Macduff Hughes. 2018. [The best of both worlds: Combining recent advances in neural machine translation](#). In *Proceedings of the 56th Annual Meeting of the Association for Computational Linguistics (Volume 1: Long Papers)*, pages 76–86, Melbourne, Australia. Association for Computational Linguistics.
- Yu Cheng, Duo Wang, Pan Zhou, and Tao Zhang. 2017. A survey of model compression and acceleration for deep neural networks. *arXiv preprint arXiv:1710.09282*.
- Kevin Clark, Minh-Thang Luong, Urvashi Khandelwal, Christopher D Manning, and Quoc V Le. 2019. Bam! born-again multi-task networks for natural language understanding. *arXiv preprint arXiv:1907.04829*.
- Ronan Collobert and Jason Weston. 2008. A unified architecture for natural language processing: Deep neural networks with multitask learning. In *Proceedings of the 25th international conference on Machine learning*, pages 160–167.
- Maha Elbayad, Jiatao Gu, Edouard Grave, and Michael Auli. 2019. Depth-adaptive transformer. *arXiv preprint arXiv:1910.10073*.
- Angela Fan, Shruti Bhosale, Holger Schwenk, Zhiyi Ma, Ahmed El-Kishky, Siddharth Goyal, Mandeep Baines, Onur Celebi, Guillaume Wenzek, Vishrav Chaudhary, et al. 2020. Beyond english-centric multilingual machine translation. *arXiv preprint arXiv:2010.11125*.
- William Fedus, Barret Zoph, and Noam Shazeer. 2021. [Switch transformers: Scaling to trillion parameter models with simple and efficient sparsity](#). *CoRR*, abs/2101.03961.
- Markus Freitag, Isaac Caswell, and Scott Roy. 2019. [APE at scale and its implications on MT evaluation biases](#). In *Proceedings of the Fourth Conference on Machine Translation (Volume 1: Research Papers)*, pages 34–44, Florence, Italy. Association for Computational Linguistics.
- Jiatao Gu, Hany Hassan, Jacob Devlin, and Victor OK Li. 2018. Universal neural machine translation for extremely low resource languages. *arXiv preprint arXiv:1802.05368*.
- Geoffrey Hinton, Oriol Vinyals, and Jeff Dean. 2015. Distilling the knowledge in a neural network. *arXiv preprint arXiv:1503.02531*.
- Chris Hokamp, John Glover, and Demian Gholipour. 2019. Evaluating the supervised and zero-shot performance of multi-lingual translation models. *arXiv preprint arXiv:1906.09675*.
- Yanping Huang, Youlong Cheng, Ankur Bapna, Orhan Firat, Dehao Chen, Mia Chen, HyukJoong Lee, Jiquan Ngiam, Quoc V Le, Yonghui Wu, et al. 2019. Gpipe: Efficient training of giant neural networks using pipeline parallelism. In *Advances in neural information processing systems*, pages 103–112.
- Melvin Johnson, Mike Schuster, Quoc V Le, Maxim Krikun, Yonghui Wu, Zhifeng Chen, Nikhil Thorat, Fernanda Viégas, Martin Wattenberg, Greg Corrado, et al. 2017. Google’s multilingual neural machine translation system: Enabling zero-shot translation. *Transactions of the Association for Computational Linguistics*, 5:339–351.

- Jungo Kasai, Nikolaos Pappas, Hao Peng, James Cross, and Noah A Smith. 2020. Deep encoder, shallow decoder: Reevaluating the speed-quality tradeoff in machine translation. *arXiv preprint arXiv:2006.10369*.
- Yoon Kim and Alexander M. Rush. 2016. [Sequence-level knowledge distillation](#). In *Proceedings of the 2016 Conference on Empirical Methods in Natural Language Processing*, pages 1317–1327, Austin, Texas. Association for Computational Linguistics.
- Xiang Kong, Adithya Renduchintala, James Cross, Yuqing Tang, Jiatao Gu, and Xian Li. 2021. Multilingual neural machine translation with deep encoder and multiple shallow decoders. In *Proceedings of the 16th Conference of the European Chapter of the Association for Computational Linguistics: Main Volume*, pages 1613–1624.
- Taku Kudo and John Richardson. 2018. Sentencepiece: A simple and language independent subword tokenizer and detokenizer for neural text processing. *arXiv preprint arXiv:1808.06226*.
- Sneha Reddy Kudugunta, Ankur Bapna, Isaac Caswell, Naveen Arivazhagan, and Orhan Firat. 2019. Investigating multilingual nmt representations at scale. *arXiv preprint arXiv:1909.02197*.
- Dmitry Lepikhin, Hyoungho Lee, Yuanzhong Xu, Dehao Chen, Orhan Firat, Yanping Huang, Maxim Krikun, Noam Shazeer, and Zhifeng Chen. 2020. Gshard: Scaling giant models with conditional computation and automatic sharding. *arXiv preprint arXiv:2006.16668*.
- Mike Lewis, Shruti Bhosale, Tim Dettmers, Naman Goyal, and Luke Zettlemoyer. 2021. [BASE layers: Simplifying training of large, sparse models](#). *CoRR*, abs/2103.16716.
- Xian Li, Asa Cooper Stickland, Yuqing Tang, and Xiang Kong. 2020. Deep transformers with latent depth. *arXiv preprint arXiv:2009.13102*.
- Jiaqi Ma, Zhe Zhao, Jilin Chen, Ang Li, Lichan Hong, and Ed H Chi. 2019. Snr: Sub-network routing for flexible parameter sharing in multi-task learning. In *Proceedings of the AAAI Conference on Artificial Intelligence*, volume 33, pages 216–223.
- Jiaqi Ma, Zhe Zhao, Xinyang Yi, Jilin Chen, Lichan Hong, and Ed H Chi. 2018. Modeling task relationships in multi-task learning with multi-gate mixture-of-experts. In *Proceedings of the 24th ACM SIGKDD International Conference on Knowledge Discovery & Data Mining*, pages 1930–1939.
- Robert Östling and Jörg Tiedemann. 2016. Continuous multilinguality with language vectors. *arXiv preprint arXiv:1612.07486*.
- Matt Post. 2018. [A call for clarity in reporting BLEU scores](#). In *Proceedings of the Third Conference on Machine Translation: Research Papers*, pages 186–191, Belgium, Brussels. Association for Computational Linguistics.
- Colin Raffel, Noam Shazeer, Adam Roberts, Katherine Lee, Sharan Narang, Michael Matena, Yanqi Zhou, Wei Li, and Peter J Liu. 2019. Exploring the limits of transfer learning with a unified text-to-text transformer. *arXiv preprint arXiv:1910.10683*.
- Maksim Riabinin and Anton Gusev. 2020. Learning@home: Crowdsourced training of large neural networks using decentralized mixture-of-experts. *arXiv preprint arXiv:2002.04013*.
- Sebastian Ruder, Joachim Bingel, Isabelle Augenstein, and Anders Søgaard. 2019. Latent multi-task architecture learning. In *Proceedings of the AAAI Conference on Artificial Intelligence*, volume 33, pages 4822–4829.
- Noam Shazeer, Azalia Mirhoseini, Krzysztof Maziarz, Andy Davis, Quoc Le, Geoffrey Hinton, and Jeff Dean. 2017. Outrageously large neural networks: The sparsely-gated mixture-of-experts layer. *arXiv preprint arXiv:1701.06538*.
- Noam Shazeer and Mitchell Stern. 2018. Adafactor: Adaptive learning rates with sublinear memory cost. *arXiv preprint arXiv:1804.04235*.
- Aditya Siddhant, Ankur Bapna, Yuan Cao, Orhan Firat, Mia Chen, Sneha Kudugunta, Naveen Arivazhagan, and Yonghui Wu. 2020. Leveraging monolingual data with self-supervision for multilingual neural machine translation. *arXiv preprint arXiv:2005.04816*.
- Xu Tan, Yi Ren, Di He, Tao Qin, Zhou Zhao, and Tie-Yan Liu. 2019. Multilingual neural machine translation with knowledge distillation. *arXiv preprint arXiv:1902.10461*.
- Jörg Tiedemann. 2018. Emerging language spaces learned from massively multilingual corpora. *arXiv preprint arXiv:1802.00273*.
- Jakob Uszkoreit, Jay M Ponte, Ashok C Popat, and Moshe Dubiner. 2010. Large scale parallel document mining for machine translation. In *Proceedings of the 23rd International Conference on Computational Linguistics*, pages 1101–1109. Association for Computational Linguistics.
- Ashish Vaswani, Noam Shazeer, Niki Parmar, Jakob Uszkoreit, Llion Jones, Aidan N Gomez, Łukasz Kaiser, and Illia Polosukhin. 2017. Attention is all you need. In *Advances in Neural Information Processing Systems*, pages 5998–6008.
- Yining Wang, Jiajun Zhang, Feifei Zhai, Jingfang Xu, and Chengqing Zong. 2018. Three strategies to improve one-to-many multilingual translation. In *Proceedings of the 2018 Conference on Empirical Methods in Natural Language Processing*, pages 2955–2960.

Shijie Wu and Mark Dredze. 2019. Beto, bentz, becas: The surprising cross-lingual effectiveness of bert. *arXiv preprint arXiv:1904.09077*.

Brandon Yang, Gabriel Bender, Quoc V Le, and Jiquan Ngiam. 2019. Condconv: Conditionally parameterized convolutions for efficient inference. In *Advances in Neural Information Processing Systems*, pages 1307–1318.

Biao Zhang, Ankur Bapna, Rico Sennrich, and Orhan Firat. 2021. Share or not? learning to schedule language-specific capacity for multilingual translation. In *International Conference on Learning Representations*.

Biao Zhang, Philip Williams, Ivan Titov, and Rico Sennrich. 2020. Improving massively multilingual neural machine translation and zero-shot translation. *arXiv preprint arXiv:2004.11867*.

A Appendix

A.1 WMT Model and Training Details

For our experiments, we use the Transformer Base model in (Chen et al., 2018), The sole difference is that we use a 64k vocabulary: our model therefore contains 142M parameters. For multilingual models, we share all parameters across language pairs including softmax layer in input/output word embeddings.

We use a 64k token vocabulary formed using a Sentence Piece Model (Kudo and Richardson, 2018). The vocabulary is shared on both the encoder and decoder side. To learn a joint SPM model given our imbalanced dataset, we followed the temperature based sampling strategy with a temperature of $T = 5$.

Finally, our models are optimized using the Adafactor optimizer (Shazeer and Stern, 2018) with momentum factorization and a per-parameter norm clipping threshold of 1.0. We followed a learning rate of 3.0, with 40K warm-up steps for the schedule, which is decayed with the inverse square root of the number of training steps after warm-up. BLEU scores presented in this paper are calculated using SacreBLEU (Post, 2018) on the WMT test sets.³

For distillation, training and model details are identical apart from a reduced learning rate of 0.2.

A.2 WMT Dataset Details

In Table 3 we provide the training set details for the WMT⁴ setup we use (Siddhant et al., 2020). We provide the data sizes and WMT years of the Train, Dev and Test sets we use.

A.3 Individual WMT BLEU Scores

Bilingual baselines: We first train Transformer Base and Big models on each language pair. The results are in Table 4.

In Tables 5 and 6 we provide individual BLEU scores of the models discussed in Table 1.

A.4 Detailed Breakdown of Parameter Counts on WMT

Table 7 describes the parameter counts of different parts of the Transformers compared in Table 1.

³ BLEU+case.mixed+lang.<sl>-<tl>+numrefs.1+smooth.exp+tok.<tok>+version.1.3.0, where *sl* is the source language, *tl* is the target language and *tok* = *zh* if *tl* = *zh* and *intl* otherwise.

⁴<http://www.statmt.org/wmt20/>

A.5 Detailed Breakdown of Parameter Counts

In Table 8 we describe the parameter counts of different parts of the Transformers discussed in Section 5.

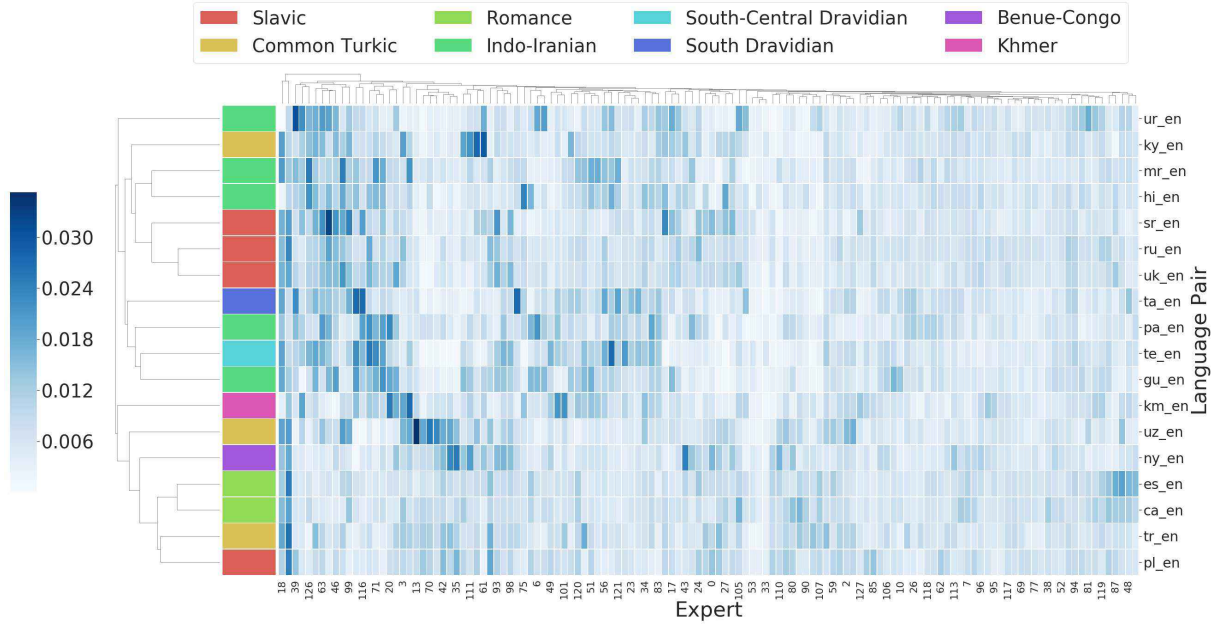
A.6 Results on Large MoE Model

In Table 9 we provide aggregate BLEU scores for the results in Figure 3.

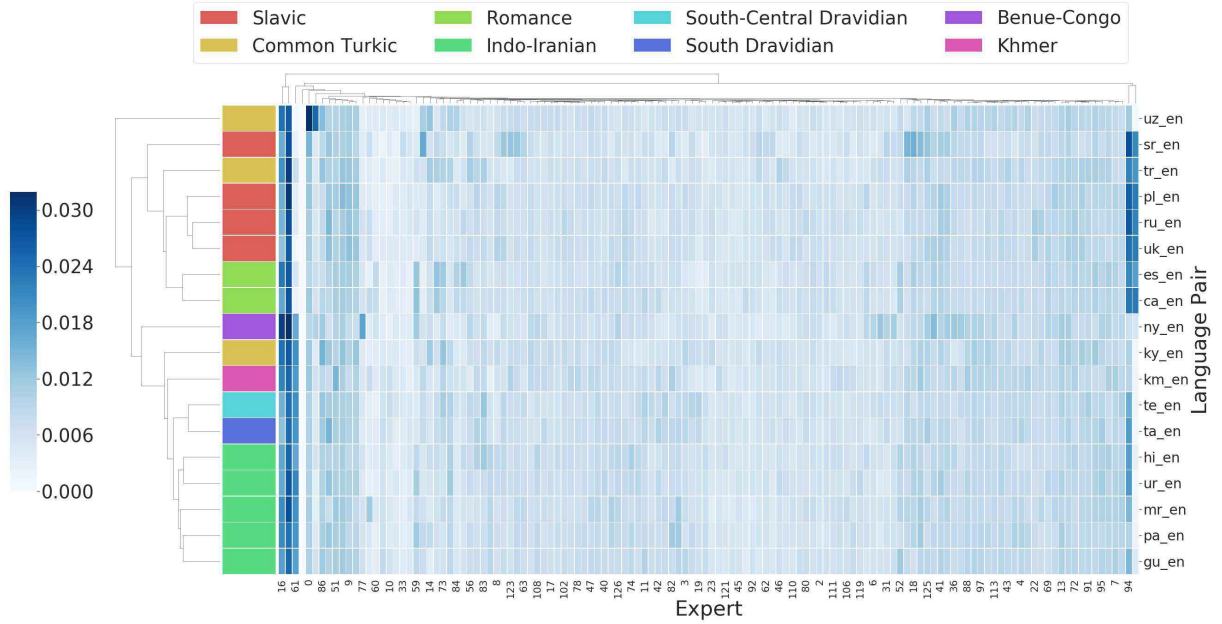
A.7 Gating Decisions for task-level and token-level MoEs

In this section, we show the top expert distributions of different layers of the position-wise MoE model discussed in Section 5.4 in Figures 6, 7, 8 and 9.

We also show expert distributions on MoE model routing by target language from EnX that was introduced in Section 5.2 in Figures 10 and 11. We omit results on XEn language pairs because they belong to the same task in the context of this model.

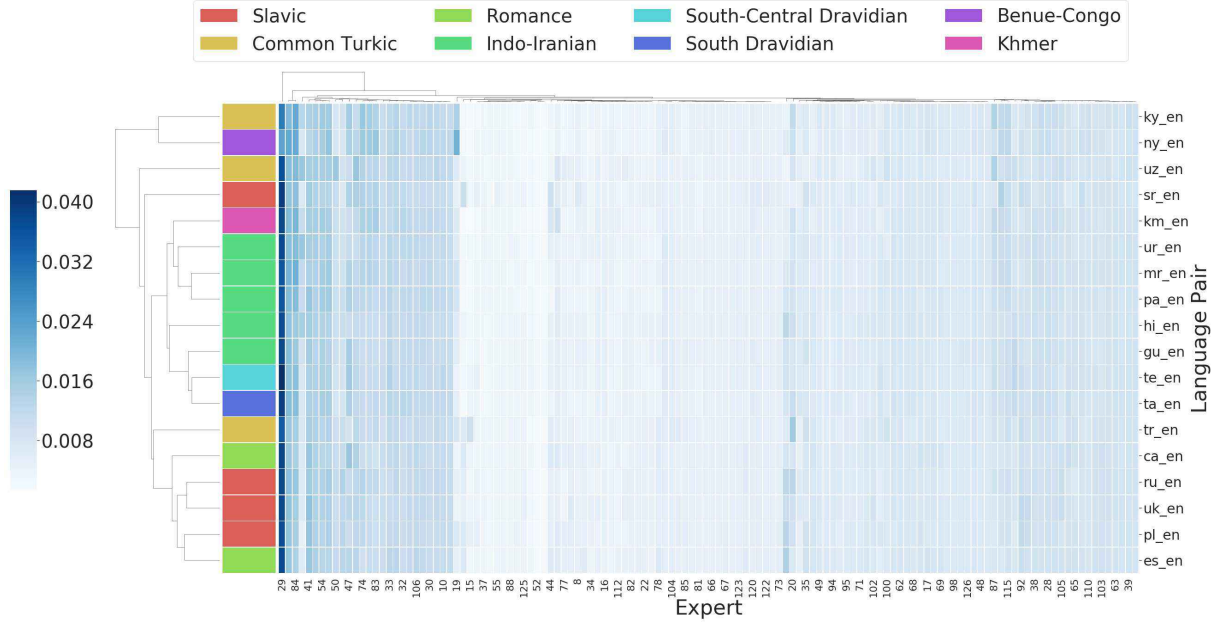


(a) Gating decisions of the first layer of the encoder for Xx-En language pairs.

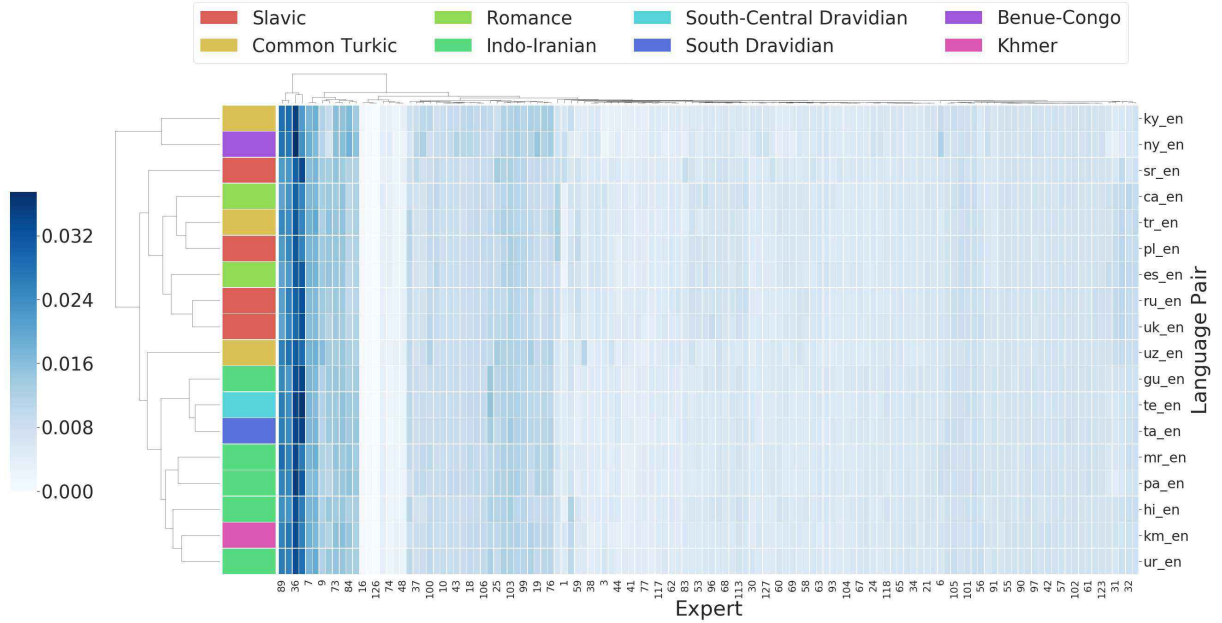


(b) Gating decisions of the last layer of the encoder for Xx-En language pairs.

Figure 6: Gating decisions of the encoder of the position-wise MoE model on Xx-En language pairs, trained on internal data on a multiway parallel dataset. In this diagram, the darker a cell, corresponding to, say en-sr and the 37th expert, the more the expert is used. In both the last layer of the encoder and decoder, the tokens from each language are fairly well distributed across experts. In (a) the first layer of the encoder, there does not seem to be any major pattern in the expert distribution whereas in (b) the last layer of the encoder, tokens from all tasks (*Xx-En*) seem to prefer the same set of few experts slightly over the others.

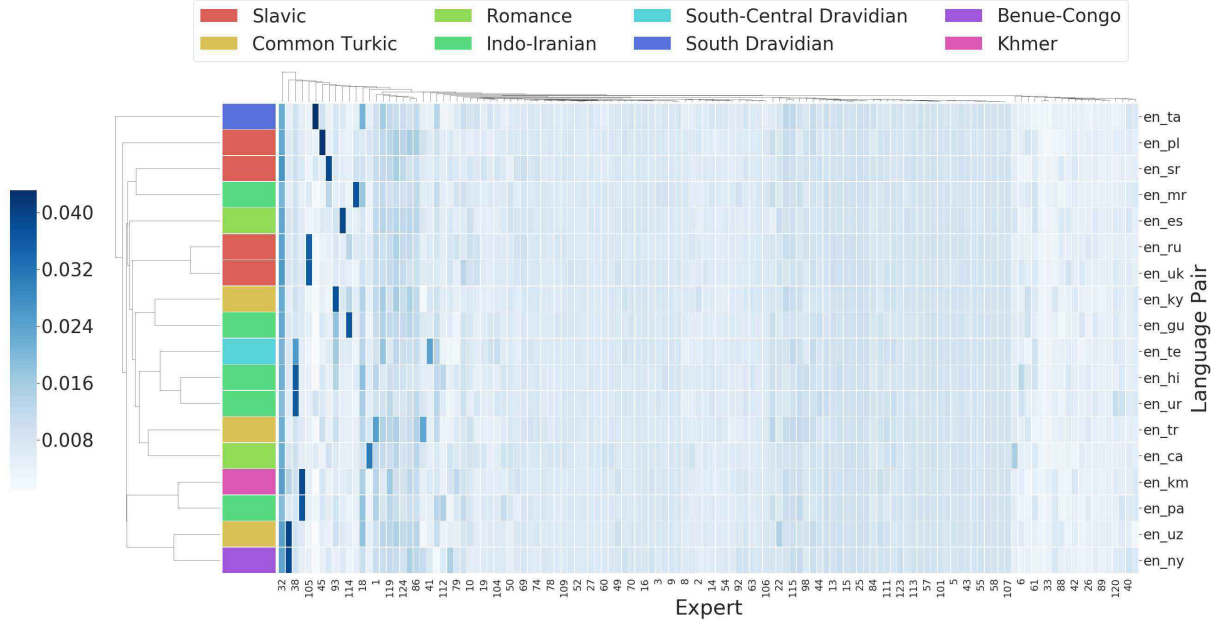


(a) Gating decisions of the first layer of the decoder for Xx-En language pairs.

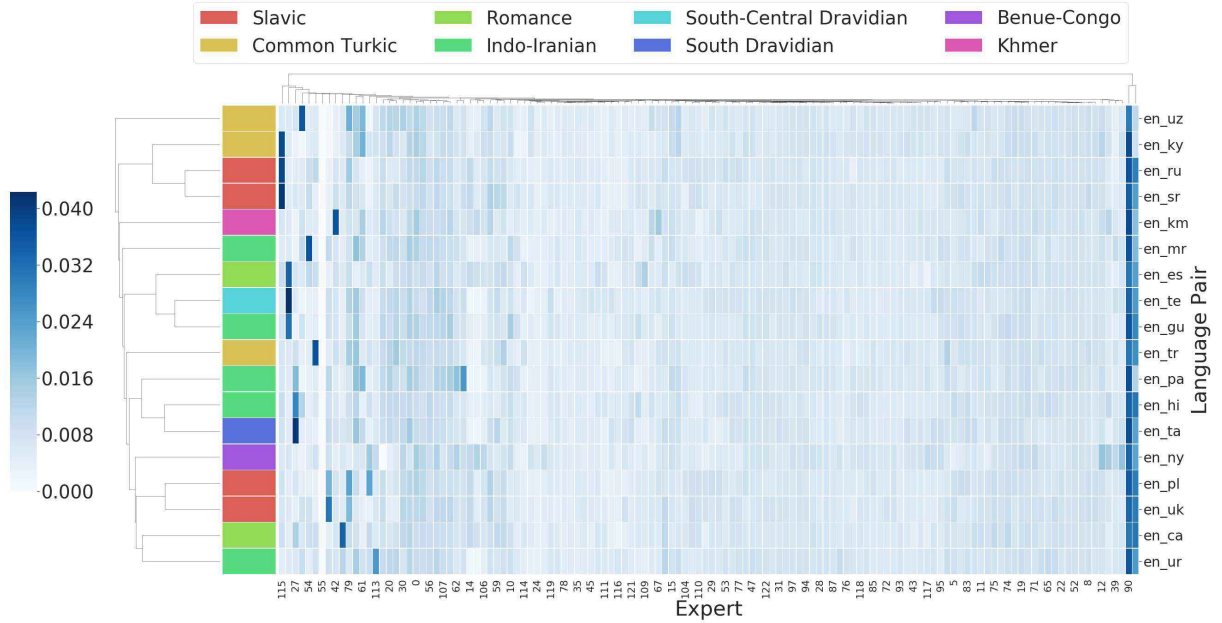


(b) Gating decisions of the last layer of the decoder for Xx-En language pairs.

Figure 7: Gating decisions of the decoder of the position-wise MoE model on Xx-En language pairs, trained on internal data on a multiway parallel dataset. In this diagram, the darker a cell, corresponding to, say en-sr and the 37th expert, the more the expert is used. In both the first and last layer of the decoder, the tokens from each language are fairly well distributed across experts. In fact, tokens from all tasks (*Xx-En*) seem to prefer the same set of few experts slightly over the others.

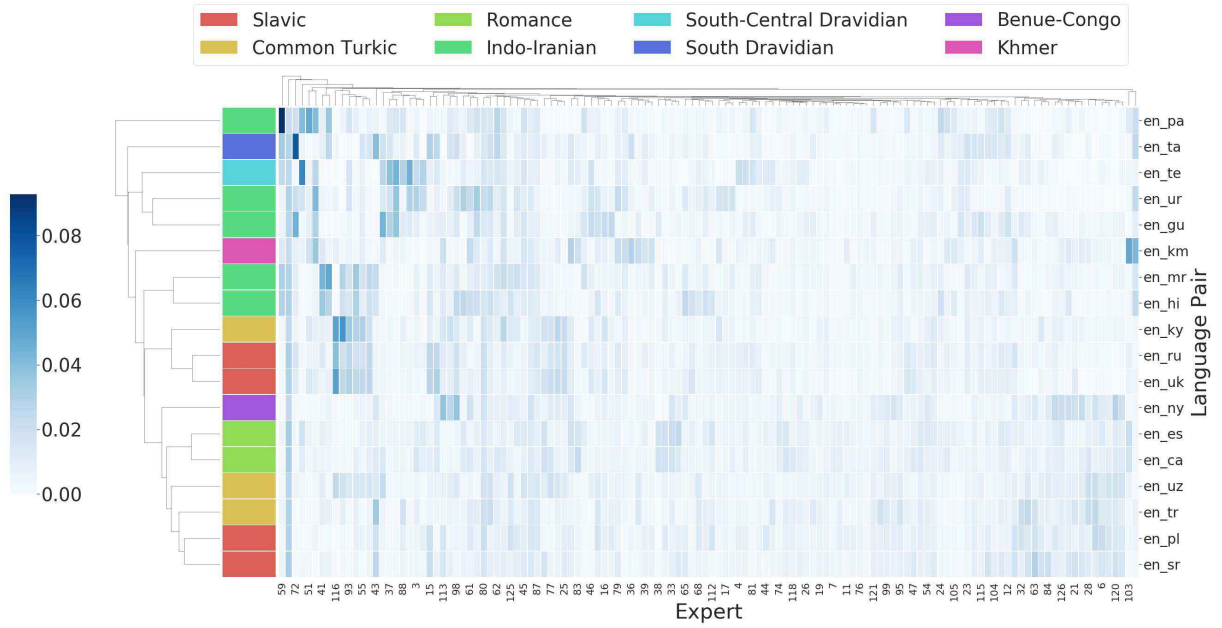


(a) Gating decisions of the first layer of the encoder for En-Xx language pairs.

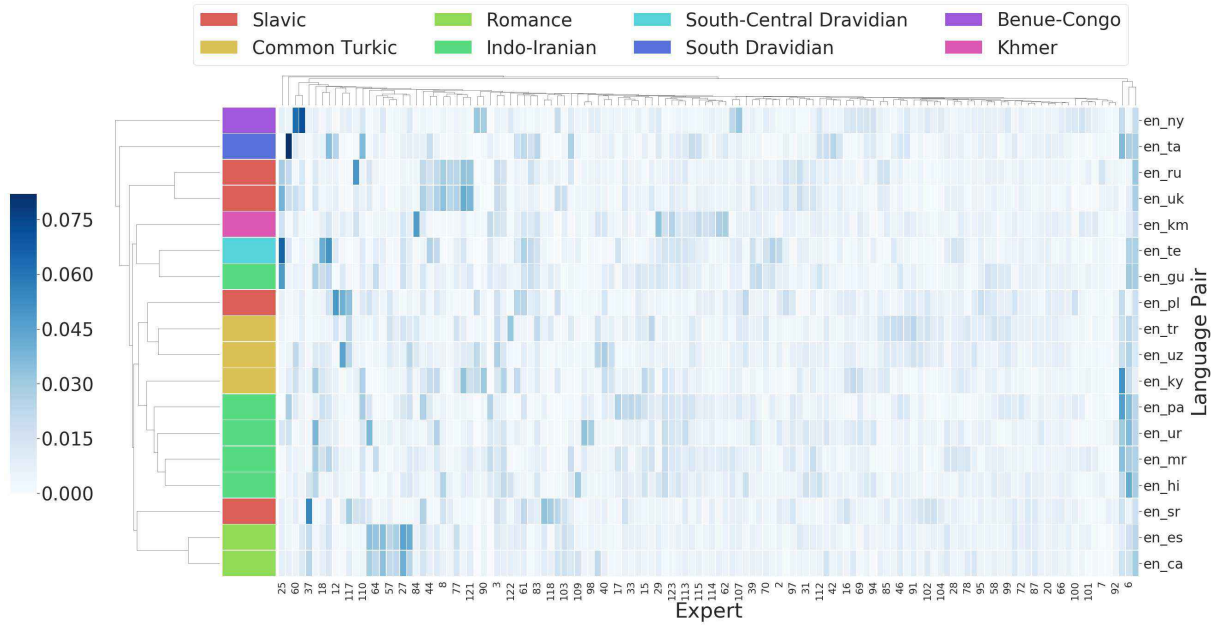


(b) Gating decisions of the last layer of the encoder for En-Xx language pairs.

Figure 8: Gating decisions of the encoder of the position-wise MoE model on En-Xx language pairs, trained on internal data on a multiway parallel dataset. In this diagram, the darker a cell, corresponding to, say en-sr and the 37th expert, the more the expert is used. In both the first and last layer of the encoder, the tokens from each language are fairly well distributed across experts. Each task (*En-Xx*) seems to slightly prefer a few experts over the other.

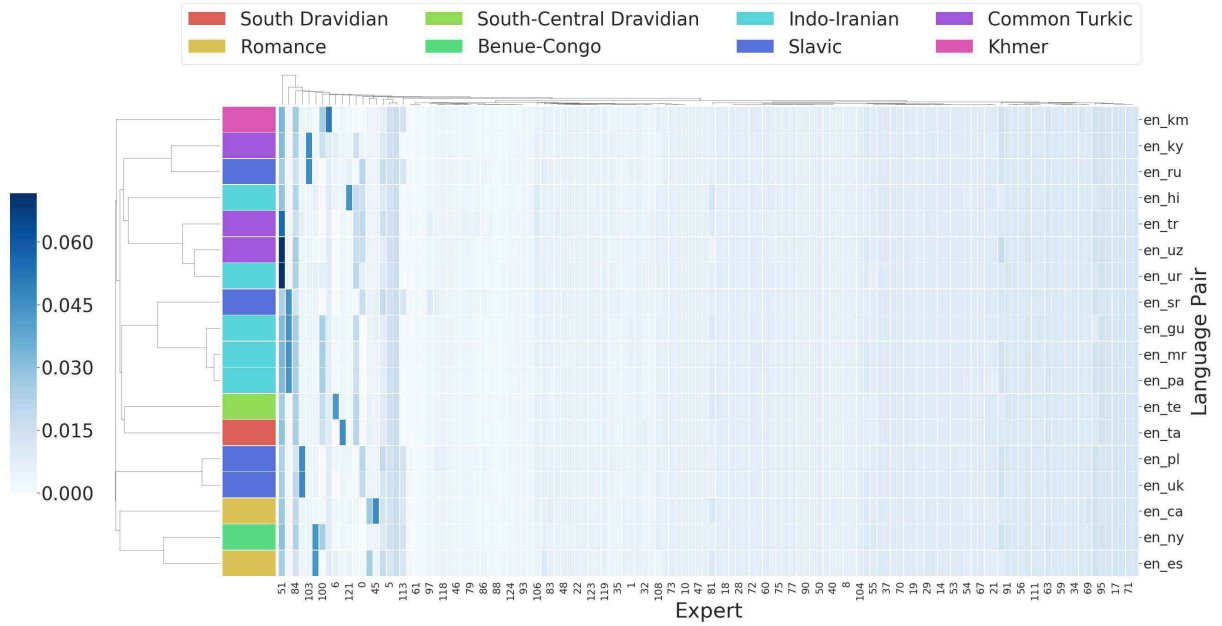


(a) Gating decisions of the first layer of the decoder for En-Xx language pairs.

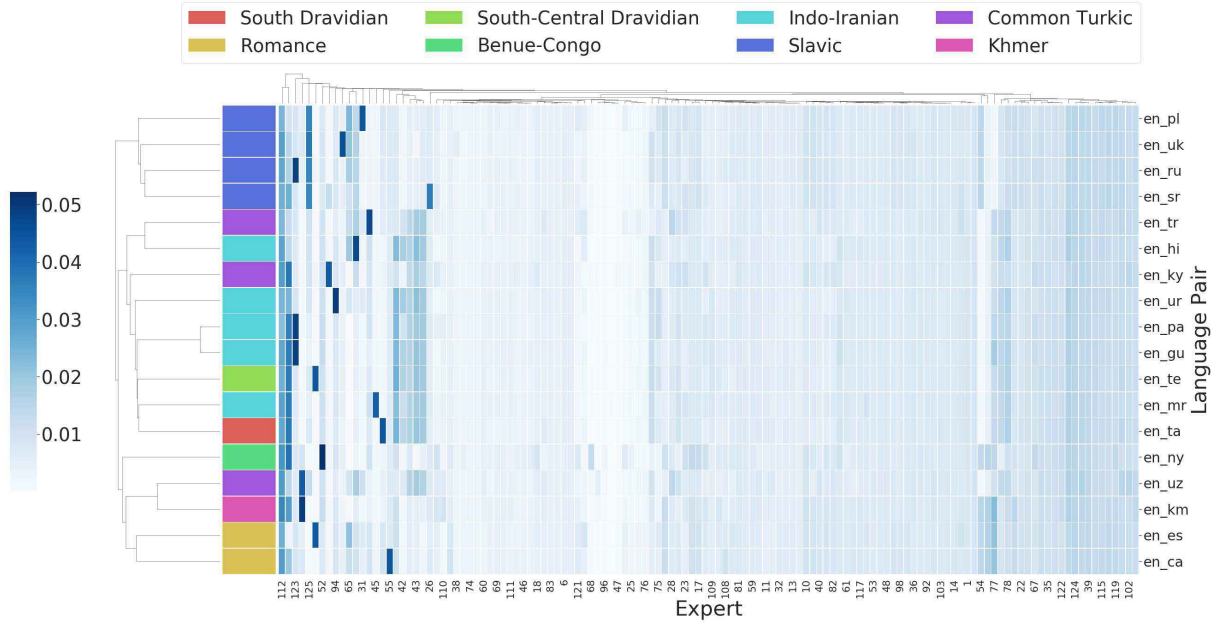


(b) Gating decisions of the last layer of the decoder for En-Xx language pairs.

Figure 9: Gating decisions of the decoder of the position-wise MoE model on En-Xx language pairs, trained on internal data on a multiway parallel dataset. In this diagram, the darker a cell, corresponding to, say en-sr and the 37th expert, the more the expert is used. In both the first and last layer of the decoder, the tokens from each language are fairly well distributed across experts. Each task (*En-Xx*) seems to slightly prefer a few experts over the other. Moreover, the set of experts appears to be similar for related languages. For example, English-Spanish and English-Catalan (two Romance Languages) have similar expert distributions and so do English-Russian and English-Ukrainian (two Slavic Languages).



(a) Gating decisions of the first layer of the encoder for En-Xx language pairs.



(b) Gating decisions of the last layer of the encoder for En-Xx language pairs.

Figure 10: Gating decisions of the encoder of the target language-wise MoE model on En-Xx language pairs, trained on internal data on a multiway parallel dataset. In this diagram, the darker a cell, corresponding to, say en-sr and the 37th expert, the more the expert is used. The encoder behaves similarly to that of the position-wise model: in both the first and last layer of the encoder, the tokens from each language are fairly well distributed across experts. Each task (*En-Xx*) seems to slightly prefer a few experts over the other.

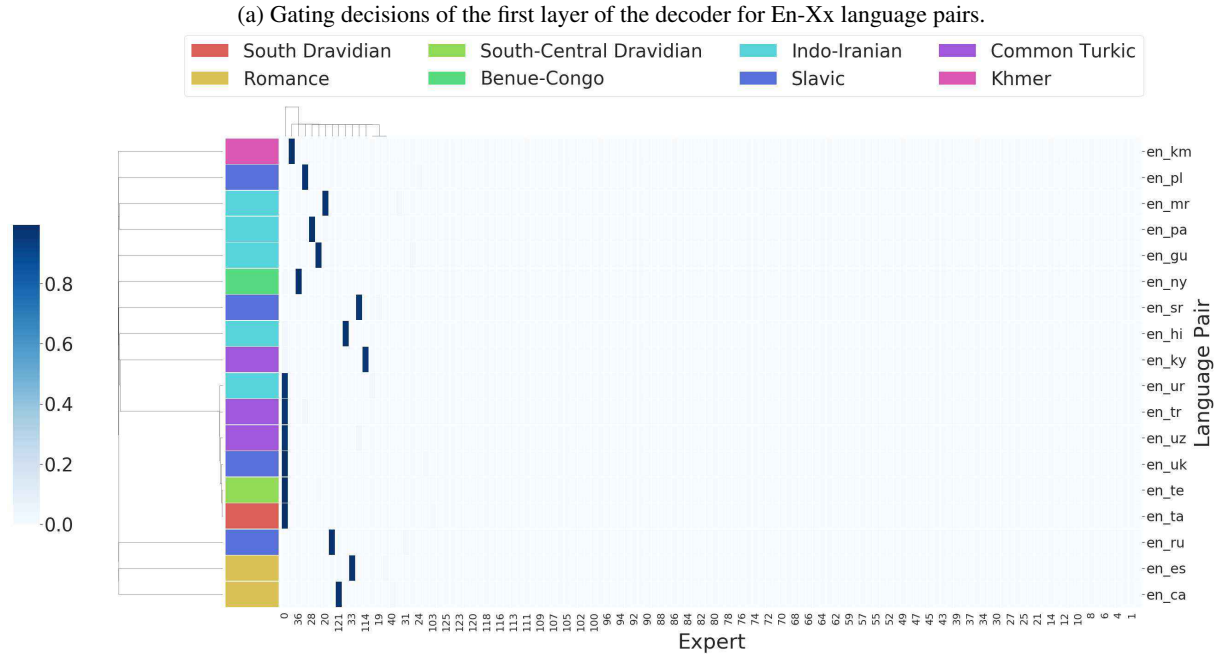
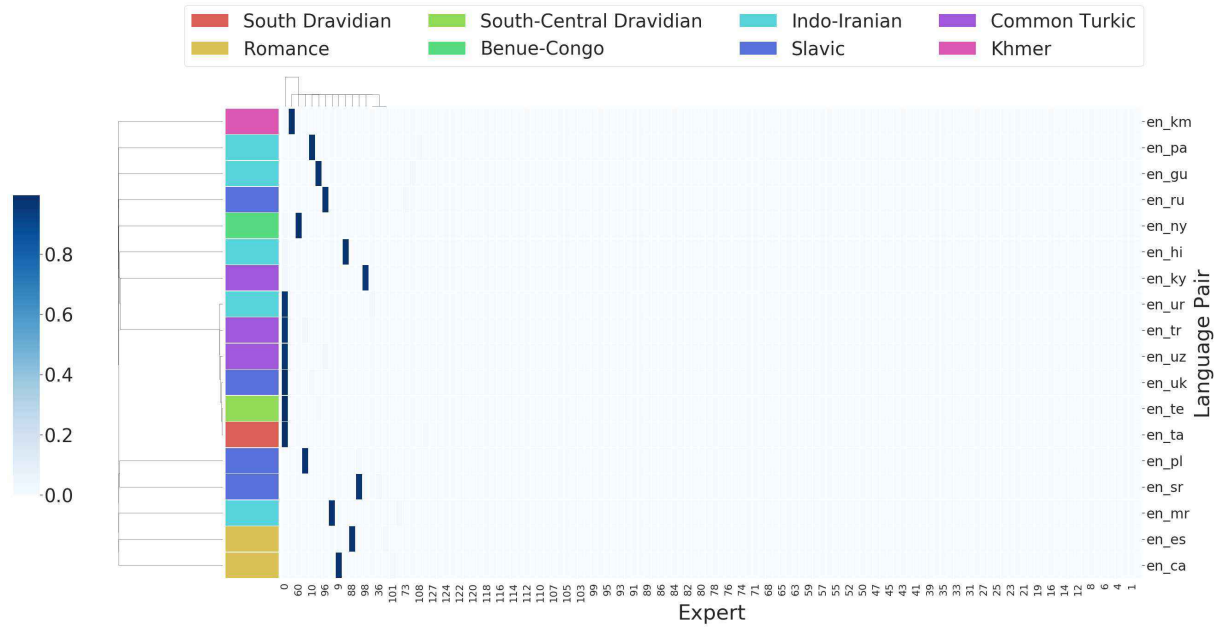


Figure 11: Gating decisions of the decoder of the target language-wise MoE model on En-Xx language pairs, trained on internal data on a multiway parallel dataset. In this diagram, the darker a cell, corresponding to, say en-sr and the 37th expert, the more the expert is used. There seems to be some amount of expert sharing on a linguistic basis: en-ur, en-te and en-ta (two Dravidian Languages and an Indo-Iranian language) and en-tr, en-uz and en-uk (two Turkic languages and a Slavic language) share an expert. On the other hand, en-es and en-ca (two Romance languages) have different experts.

Language Pair	Data Sources			# Samples		
	Train	Dev	Test	Train	Dev	Test
cs→en	WMT'19	WMT'17	WMT'18	64336053	3005	2983
fr→en	WMT'15	WMT'13	WMT'14	40449146	3000	3003
ru→en	WMT'19	WMT'18	WMT'19	38492126	3000	2000
zh→en	WMT'19	WMT'18	WMT'19	25986436	3981	2000
es→en	WMT'13	WMT'13	WMT'13	15182374	3004	3000
fi→en	WMT'19	WMT'18	WMT'19	6587448	3000	1996
de→en	WMT'14	WMT'13	WMT'14	4508785	3000	3003
et→en	WMT'18	WMT'18	WMT'18	2175873	2000	2000
lv→en	WMT'17	WMT'17	WMT'17	637599	2003	2001
lt→en	WMT'19	WMT'19	WMT'19	635146	2000	1000
ro→en	WMT'16	WMT'16	WMT'16	610320	1999	1999
hi→en	WMT'14	WMT'14	WMT'14	313748	520	2507
kk→en	WMT'19	WMT'19	WMT'19	222424	2066	1000
tr→en	WMT'18	WMT'17	WMT'18	205756	3007	3000
gu→en	WMT'19	WMT'19	WMT'19	155798	1998	1016
en→cs	WMT'19	WMT'17	WMT'18	64336053	3005	2983
en→fr	WMT'15	WMT'13	WMT'14	40449146	3000	3003
en→ru	WMT'19	WMT'18	WMT'19	38492126	3000	2000
en→zh	WMT'19	WMT'18	WMT'19	25986436	3981	2000
en→es	WMT'13	WMT'13	WMT'13	15182374	3004	3000
en→fi	WMT'19	WMT'18	WMT'19	6587448	3000	1996
en→de	WMT'14	WMT'13	WMT'14	4508785	3000	3003
en→et	WMT'18	WMT'18	WMT'18	2175873	2000	2000
en→lv	WMT'17	WMT'17	WMT'17	637599	2003	2001
en→lt	WMT'19	WMT'19	WMT'19	635146	2000	1000
en→ro	WMT'16	WMT'16	WMT'16	610320	1999	1999
en→hi	WMT'14	WMT'14	WMT'14	313748	520	2507
en→kk	WMT'19	WMT'19	WMT'19	222424	2066	1000
en→tr	WMT'18	WMT'17	WMT'18	205756	3007	3000
en→gu	WMT'19	WMT'19	WMT'19	155798	1998	1016
fr→de	WMT'19	WMT'13	WMT'13	9824476	1512	1701
de→fr	WMT'19	WMT'13	WMT'13	9824476	1512	1701

Table 3: Data sources and number of samples for the parallel data in our corpus. Please note that we don't use parallel data in Fr-De for any of the experiments in the paper.

xx	cs	fr	ru	zh	es	fi	de	et	lv	lt	ro	hi	kk	tr	gu
Any-to-English (xx→en)	31.3	37.2	36.0	21.7	32.7	27.3	31.7	23.1	15.0	21.3	30.1	8.5	11.5	15.9	1.0
English-to-Any (en→xx)	23.8	41.3	26.4	31.3	31.1	18.1	29.9	18.2	14.2	11.5	23.4	4.5	1.9	13.6	0.6

Table 4: Bilingual baselines. xx refers to language in the column header. (Siddhant et al., 2020)

System	Routing Granularity		BLEU																
			AVG	xx2en	en2xx	HRL	LRL	cs_en	en_cs	fr_en	en_fr	ru_en	en_ru	zh_en	en_zh	es_en	en_es	de_fr	fr_de
Multilingual Transformer-Base	-	-	20.03	23.69	17.5	23.25	15.88	27.2	18.1	34.1	36.1	31.7	21.1	18.9	17.2	31.3	29.2	17.4	5.5
Multilingual Transformer-Big	-	-	23.84	26.10	22.03	27.69	18.89	31.03	23.24	37.75	40.43	35.2	25.09	20.02	25.99	33.45	32.27	20.07	20.98
Sentence-level MoE – 32 expert	Sentence	Sentence	19.88	24.05	16.83	22.56	14.14	27.6	18.7	34.4	36.5	32.7	15.1	20.4	7.2	31.3	30.1	13.6	9.1
Token-level MoE – 32 experts	Token	Token	22.58	24.91	20.35	27.49	16.28	29.8	21.8	36.4	40.1	34.6	25.7	19.9	23.7	33.9	32.8	23.9	19.9
Task-level MoE – 32 experts	Language Pair	Language Pair	22.04	25.43	19.5	25.57	17.5	26.8	21.7	35.4	39.2	33	21	22.1	17.9	32.4	32.1	12.2	19.1
	Target	Target	22.88	25.63	20.19	27.21	17.3	29.1	21.7	36.1	40.2	33.8	24.7	21.9	24.8	32.6	33.1	25.8	18.8
	Language Pair	Token	22.45	25.58	20.34	26.85	16.79	30.3	21.5	36.7	40.3	34.8	25.1	21	25.9	33.6	32.4	12.9	16.6
	Target	Token	22.33	24.47	20.44	26.82	16.55	29.4	22	35.3	39.7	33.8	25.2	21	26.2	32.4	32.7	22.2	18.6
	Token	Language Pair	23.03	26.16	20.28	27.23	17.62	30.1	23.2	37.5	39.5	35.5	21.9	21.7	15.7	34.5	33.5	20.1	20.1
	Token	Target	23.62	25.95	21.09	28.48	17.37	30.5	22.5	37.1	39.9	35.4	25.6	21.4	27	34.3	33.5	27.7	22.4

Table 5: Part 1 of the table with individual BLEU scores for Table 1

System	Routing Granularity		BLEU																			
			fi_en	en_fi	de_en	en_de	et_en	en_et	lv_en	en_lv	lt_en	en_lt	ro_en	en_ro	hi_en	en_hi	kk_en	en_kk	tr_en	en_tr	gu_en	en_gu
Multilingual Transformer-Base	-	-	23.9	17	28.6	22	23.1	16.1	17.2	14.9	24.6	11.4	33.4	23.9	19.2	10.4	13.5	2.5	20.9	17.5	7.8	5.1
	-	-	27.89	20.83	30.72	27.37	28.49	17.59	20.32	17.76	26.1	26.1	35.84	26.83	20.87	14.61	10.4	5.23	22.69	19.44	10.68	7.67
Sentence-level MoE – 32 expert	Sentence	Sentence 23.5	17.2	29.4	21.8	22	15.4	17.9	14.7	24.6	11.6	33.6	24.8	20.5	12.2	14	2.9	21.4	17.9	7.4	6.3	
Token-level MoE – 32 experts	Token	Token	27.3	20.2	31.2	26.7	27	19.9	18.7	17	23.7	13.9	33.7	26.5	19.8	11.5	8.5	2.4	20.3	18	8.8	5.1
Task-level MoE – 32 experts	Language Pair	Language Pair	25.2	20.1	31.3	26.9	24.7	19.2	18.4	16.3	25.1	13.6	34.8	25.7	22.5	13.1	15	2.4	23.4	18.2	11.4	5.1
	Target	Target	25.6	19.5	30.7	26.8	24.8	19.8	18.4	15.7	25.9	13.6	34.9	25.8	21.7	12.3	15.5	2.4	22.5	17.7	11	4.8
	Language Pair	Token	26.7	20	32.2	26.9	26.8	19.6	18.9	16.3	25.1	13.3	34.2	25.8	21.1	12.6	12.6	2.3	21.7	18.4	8	4.7
	Target	Token	23.7	19.8	30.7	26.1	24.1	19.9	18	16.5	24.4	13.6	33.1	26.1	20	12.7	12.7	2.9	21.1	18.2	7.4	5
	Token	Language Pair	27.8	21.1	32.3	27	27.6	21	19.8	17.2	26	14.6	36.4	26.8	20.4	14.2	12.3	3.3	21.5	19.4	9	5.8
	Token	Target	27.9	20.5	32	27.1	27.3	20.5	19.4	17.6	25.9	14.4	36.2	26.6	20.1	13.3	11.6	3	21.2	19.2	9	5.7

Table 6: Part 2 of the table with individual BLEU scores for Table 1

System	Routing Granularity		No. of Parameters				Effective n(params) at inference time			
	Encoder	Decoder	Vocabulary	Encoder	Decoder	Softmax	Total	Encoder	Decoder	Total
Multilingual Transformer-Base	-	-	33M	19M	25M	65M	142M	19M	25M	142M
Token-level MoE – 32 experts	Token	Token	33M	214M	221M	65M	533M	214M	221M	533M
Sentence-level MoE – 32 expert	Sentence	Sentence						214M	221M	533M
	Language Pair	Language Pair						25M	32M	155M
	Target	Target						25M	32M	155M
	Language Pair	Token						214M	25M	338M
	Target	Token						214M	25M	338M
Task-level MoE – 32 experts	Token	Language Pair						19M	221M	338M
	Token	Target						19M	221M	338M

Table 7: We break down the parameter counts of the models we compare in Section 4.2 by components.

System	Routing Granularity		No. of Parameters				Effective n(params) at inference time			
	Encoder	Decoder	Vocabulary	Encoder	Decoder	Softmax	Total	Encoder	Decoder	Total
Multilingual Transformer-Big	-	-	65M	126M	151M	131M	473M	126M	151M	473M
Token-level MoE – 128 experts	Token	Token		6.5B	6.5B		13B	6.5B	6.5B	13.3B
Task-level MoE – 128 experts	Token	Language		6.5B	6.5B		13B	6.5B	201M	6.9B
Task-level MoE – 128 experts	Token	Target		6.5B	6.5B		13B	6.5B	201M	6.9B

Table 8: We break down the parameter counts of the models we compare in Section 5.2 by components.

System	Routing Granularity		BLEU								
	Encoder	Decoder	AVG	En-X	X-En	High-25 (EnX)	Mid 52 (EnX)	Low 25 (EnX)	High-25 (XEn)	Mid 52 (XEn)	Low 25 (XEn)
Multilingual Transformer-Big	-	-	24.49	18.61	30.37	28.03	16.9	12.75	33.84	30.23	26.96
Token-level MoE – 128 experts	Token	Token	28.37	20.51	36.26	30.99	18.94	13.33	40.14	36.74	31.03
Task-level MoE – 128 experts	Token	Language	28.09	20.66	35.52	31.21	19.17	13.28	39.69	36.42	29.16
Task-level MoE – 128 experts	Token	Target	27.83	20.76	34.90	31.05	19.23	13.68	38.88	35.28	29.93

Table 9: We summarize the results in Figure 3 on scaled up 128 expert MoE models. Here, *High-25* means the average BLEU of the 25 highest resource languages, *Low-25* means the average BLEU of the 25 lowest resource languages while *Mid-52* is the average BLEU of the remaining 52 languages.