

## Audience Overview

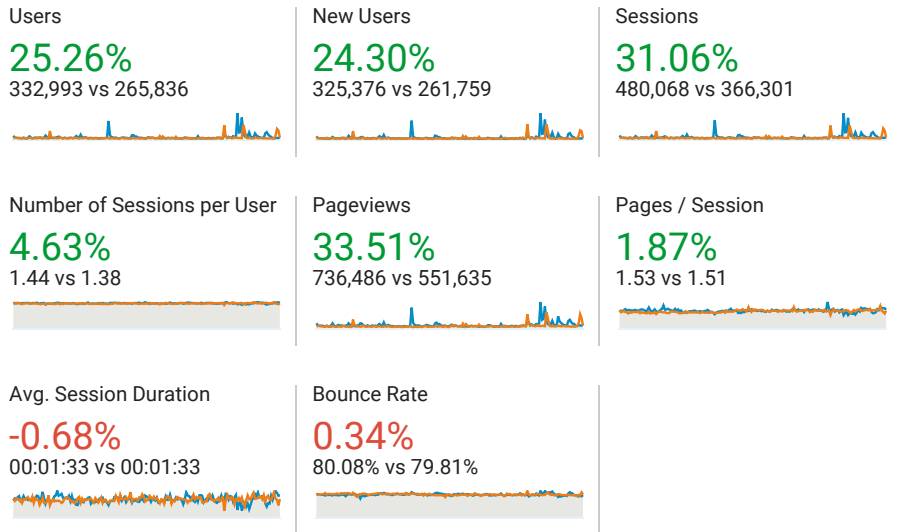
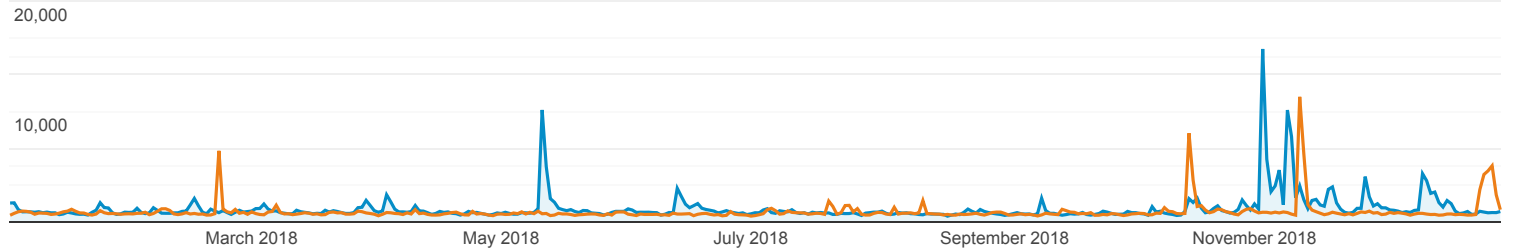
All Users  
+0.00% Users

Jan 1, 2018 - Dec 31, 2018  
Compare to: Jan 1, 2017 - Dec 31, 2017

### Overview

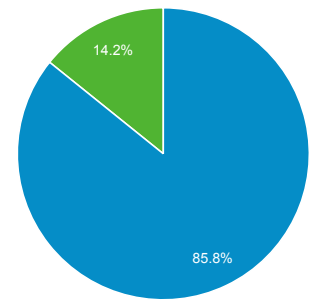
Jan 1, 2018 - Dec 31, 2018: ● Users

Jan 1, 2017 - Dec 31, 2017: ● Users

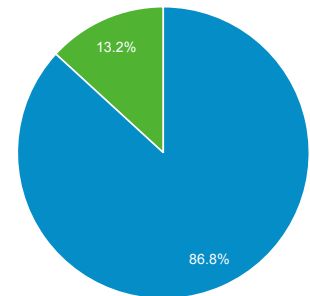


■ New Visitor ■ Returning Visitor

Jan 1, 2018 - Dec 31, 2018



Jan 1, 2017 - Dec 31, 2017



### Browser

Browser	Users	% Users
<b>1. Chrome</b>		
Jan 1, 2018 - Dec 31, 2018	185,041	56.20%
Jan 1, 2017 - Dec 31, 2017	147,573	55.81%
<b>% Change</b>	<b>25.39%</b>	<b>0.69%</b>
<b>2. Safari</b>		
Jan 1, 2018 - Dec 31, 2018	76,983	23.38%
Jan 1, 2017 - Dec 31, 2017	62,067	23.47%
<b>% Change</b>	<b>24.03%</b>	<b>-0.40%</b>
<b>3. Firefox</b>		
Jan 1, 2018 - Dec 31, 2018	30,229	9.18%
Jan 1, 2017 - Dec 31, 2017	25,872	9.78%
<b>% Change</b>	<b>16.84%</b>	<b>-6.18%</b>
<b>4. Safari (in-app)</b>		
Jan 1, 2018 - Dec 31, 2018	8,969	2.72%

Jan 1, 2017 - Dec 31, 2017	7,798	2.95%
<b>% Change</b>	<b>15.02%</b>	<b>-7.64%</b>
5. <a href="#">Android Webview</a>		
Jan 1, 2018 - Dec 31, 2018	7,587	2.30%
Jan 1, 2017 - Dec 31, 2017	6,127	2.32%
<b>% Change</b>	<b>23.83%</b>	<b>-0.56%</b>
6. <a href="#">Internet Explorer</a>		
Jan 1, 2018 - Dec 31, 2018	5,295	1.61%
Jan 1, 2017 - Dec 31, 2017	5,532	2.09%
<b>% Change</b>	<b>-4.28%</b>	<b>-23.14%</b>
7. <a href="#">Samsung Internet</a>		
Jan 1, 2018 - Dec 31, 2018	3,852	1.17%
Jan 1, 2017 - Dec 31, 2017	1,136	0.43%
<b>% Change</b>	<b>239.08%</b>	<b>172.29%</b>
8. <a href="#">Edge</a>		
Jan 1, 2018 - Dec 31, 2018	3,723	1.13%
Jan 1, 2017 - Dec 31, 2017	3,083	1.17%
<b>% Change</b>	<b>20.76%</b>	<b>-3.03%</b>
9. <a href="#">Opera</a>		
Jan 1, 2018 - Dec 31, 2018	3,101	0.94%
Jan 1, 2017 - Dec 31, 2017	1,863	0.70%
<b>% Change</b>	<b>66.45%</b>	<b>33.66%</b>
10. <a href="#">YaBrowser</a>		
Jan 1, 2018 - Dec 31, 2018	1,117	0.34%
Jan 1, 2017 - Dec 31, 2017	309	0.12%
<b>% Change</b>	<b>261.49%</b>	<b>190.28%</b>