

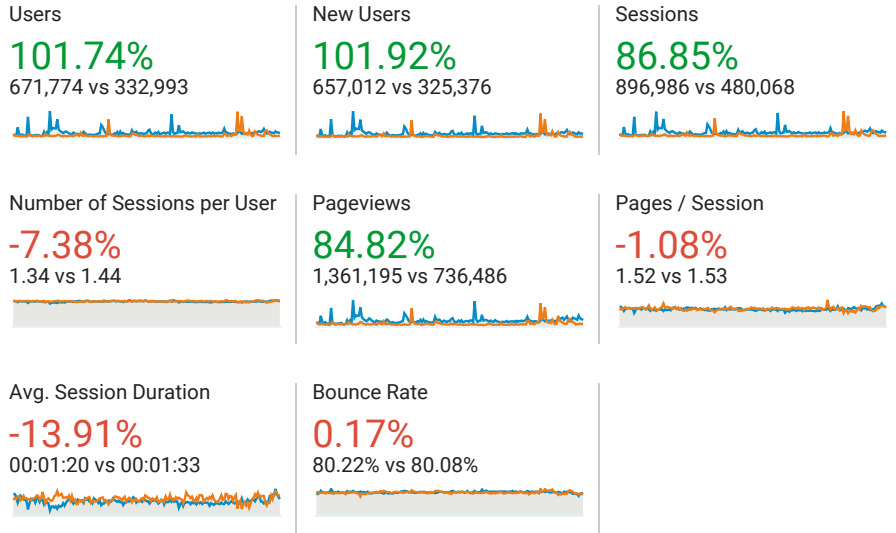
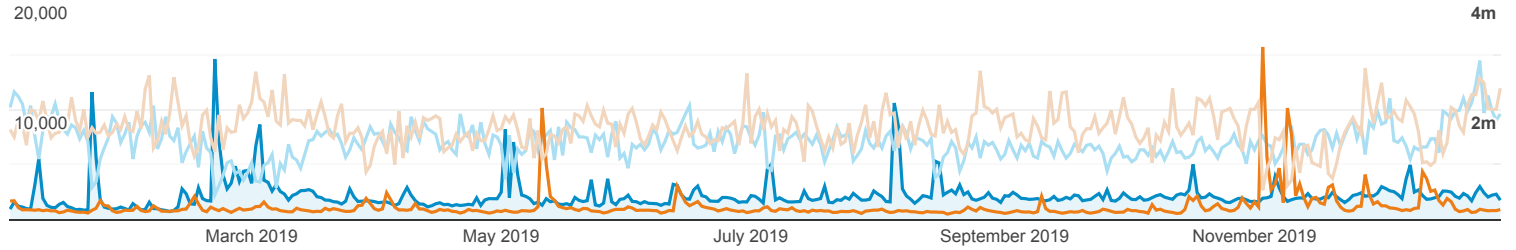
Audience Overview

All Users
+0.00% Users

Jan 1, 2019 - Dec 31, 2019
Compare to: Jan 1, 2018 - Dec 31, 2018

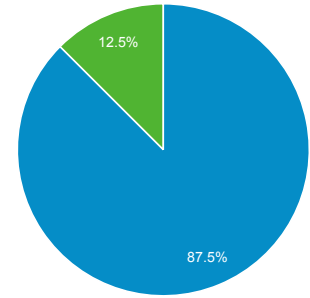
Overview

Jan 1, 2019 - Dec 31, 2019: ● Users ● Avg. Session Duration
Jan 1, 2018 - Dec 31, 2018: ● Users ● Avg. Session Duration

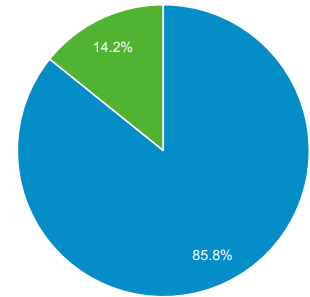


■ New Visitor ■ Returning Visitor

Jan 1, 2019 - Dec 31, 2019



Jan 1, 2018 - Dec 31, 2018



Language

Users % Users

Language	Users	% Users
1. en-us		
Jan 1, 2019 - Dec 31, 2019	385,522	57.97%
Jan 1, 2018 - Dec 31, 2018	226,800	68.39%
% Change	69.98%	-15.23%
2. zh-cn		
Jan 1, 2019 - Dec 31, 2019	77,466	11.65%
Jan 1, 2018 - Dec 31, 2018	4,198	1.27%
% Change	1,745.31%	820.21%
3. en-gb		
Jan 1, 2019 - Dec 31, 2019	56,077	8.43%
Jan 1, 2018 - Dec 31, 2018	32,857	9.91%
% Change	70.67%	-14.89%
4. ru-ru		
Jan 1, 2019 - Dec 31, 2019	11,911	1.79%

Jan 1, 2018 - Dec 31, 2018	5,562		1.68%
% Change	114.15%		6.79%
5. de-de			
Jan 1, 2019 - Dec 31, 2019	11,483		1.73%
Jan 1, 2018 - Dec 31, 2018	4,907		1.48%
% Change	134.01%		16.70%
6. en-ca			
Jan 1, 2019 - Dec 31, 2019	11,339		1.71%
Jan 1, 2018 - Dec 31, 2018	5,333		1.61%
% Change	112.62%		6.03%
7. en-au			
Jan 1, 2019 - Dec 31, 2019	9,238		1.39%
Jan 1, 2018 - Dec 31, 2018	4,390		1.32%
% Change	110.43%		4.94%
8. zh-tw			
Jan 1, 2019 - Dec 31, 2019	8,035		1.21%
Jan 1, 2018 - Dec 31, 2018	752		0.23%
% Change	968.48%		432.83%
9. fr-fr			
Jan 1, 2019 - Dec 31, 2019	7,131		1.07%
Jan 1, 2018 - Dec 31, 2018	2,811		0.85%
% Change	153.68%		26.51%
10. ko-kr			
Jan 1, 2019 - Dec 31, 2019	5,741		0.86%
Jan 1, 2018 - Dec 31, 2018	1,252		0.38%
% Change	358.55%		128.67%