

See discussions, stats, and author profiles for this publication at: <https://www.researchgate.net/publication/7998572>

# The effects of iodine on intelligence in children: A meta-analysis of studies conducted in China

Article in *Asia Pacific Journal of Clinical Nutrition* · January 2005

Source: PubMed

---

CITATIONS

145

---

READS

365

7 authors, including:



Mu Li

University of Sydney

324 PUBLICATIONS 5,494 CITATIONS

SEE PROFILE

Some of the authors of this publication are also working on these related projects:



Strengthening food and nutrition security through family poultry and crop integration in Tanzania and Zambia [View project](#)

All content following this page was uploaded by [Mu Li](#) on 27 November 2014.

The user has requested enhancement of the downloaded file. All in-text references [underlined in blue](#) are added to the original document and are linked to publications on ResearchGate, letting you access and read them immediately.

## Original Article

# The effects of iodine on intelligence in children: a meta-analysis of studies conducted in China

Ming Qian MD<sup>1,3</sup>, Dong Wang BA<sup>1</sup>, William E Watkins PhD<sup>2</sup>, Val Gebski MSTAT<sup>3</sup>, Yu Qin Yan MD<sup>1</sup>, Mu Li PhD<sup>4</sup> and Zu Pei Chen MD<sup>1</sup>

1. *The Institute of Endocrinology, Tianjin Medical University, China.*
2. *Dept. of International Health, Johns Hopkins Bloomberg School of Public Health, Baltimore, Maryland, USA.*
3. *NHMRC Clinical Trials Centre, University of Sydney, Australia.*
4. *Australian Centre for Control of Iodine Deficiency Disorders (ACCIDD), Institute of Clinical Pathology & Medical Research (ICPMR), Westmead Hospital, University of Sydney, Sydney Australia.*

This study quantifies the effects of iodine on the intellectual development of children using a systematic manual literature search of Chinese publications related to iodine deficiency disorders. The Chinese Medical Reference Database, Medline, and Cochrane library were searched electronically in Chinese and English. Inclusion criteria included: studies conducted in China, comparing children (<16 ys) living in naturally iodine sufficient (IS) with those in severely iodine deficient (ID) areas, or children in ID areas born before and after the introduction of iodine supplementation. Intelligent Quotient (IQ) was measured using Binet or Raven Scales. The iodine sufficient control groups were comparable socially, economically, and educationally with the study groups. Random effects models were used in the meta-analysis. Effect size was the standard deviation IQ point (SIQP), which is equivalent to 15 IQ. Thirty-seven reported studies, total 12,291 children, were analysed. The effect size was an increase of 0.83, 0.82, and 0.32 SIQP respectively, for the children living in IS communities compared with those living in ID areas with no iodine supplementation, with inadequate iodine supplementation, or children who had received iodine during their mothers' pregnancy and after birth. These equal to 12.45, 12.3, 4.8 IQ points. Compared with that of children whose mothers were persistently exposed to ID, the total effect size of the 21 entries was an increase of 0.58 SIQP (8.7 IQ points) in the group receiving iodine supplementation during pregnancy. Furthermore, there was an increase on 1.15 SIQP of Binet or 0.8 SIQP on Raven Scale (17.25 or 12 IQ points) for children born more than 3.5 years after iodine supplementation program was introduced. The level of iodine nutrition plays a crucial role in the intellectual development of children. The intelligence damage of children exposed to severe ID was profound, demonstrated by 12.45 IQ points loss and they recovered 8.7 IQ points with iodine supplementation or IS before and during pregnancy. Iodine supplementation before and during pregnancy to women living in severe ID areas could prevent their children from intelligence deficit. This effect becomes evident in children born 3.5 years after the iodine supplementation program was introduced.

**Key Words:** iodine, iodine deficiency disorders, intelligence, IQ, children, meta-analysis, China.

## Introduction

Iodine is an essential ingredient for the synthesis of thyroid hormones. The development of the brain during pregnancy and the first 3 years after birth is especially sensitive to iodine deficiency.<sup>1</sup> Iodine deficiency (ID) can cause mental retardation in children, one of a series of damages in iodine deficiency disorders (IDD). This is the main reason why 98 countries or regions have enacted legislation requiring salt iodization, or universal salt iodization (USI).<sup>2-4</sup>

How much benefit does iodine contribute to the intelligence of children? A previous meta-analysis of 18 studies found a loss of 13.5 IQ points in children and adults from ID areas.<sup>5</sup> This study, however, failed to include any publications in the Chinese language. In addition, it included outcomes of a mixture of IQ and non-IQ tests.

The success of programs in some countries has been compromised due to the lack of commitment and action from governments, and USI has yet to reach all areas.<sup>6</sup> Evidence from population-based studies to motivate authorities to implement USI is still required. Implementation of USI should be "a simple matter of salt", and indeed, great progress has been made in establishing this program.<sup>2</sup>

**Correspondence address:** Ming Qian, The Institute of Endocrinology, Tianjin Medical University, Qixiangtai Road 22, Heping District, Tianjin 300070, P R China.

Email: qianming@eyou.com or qianm@tjmu.edu.cn

Accepted 10 September 2004

Parts of this work have been previously published in Chinese. Using meta-analysis on 36 published studies<sup>7</sup>, ID leads to a 10 point loss in IQ of children living in ID areas; in contrast, an 11.5 IQ point increase was found in children in iodine deficient areas that had been involved in the iodine supplementation program. A similar meta-analysis was published after establishing a database of 128 independent studies from 63 papers.<sup>8</sup> At least a 10 IQ points loss was found in children who lived in ID areas. Effective iodine supplementation plays a remarkable role in protecting brain development and can cause a 12 IQ points increase for children born after IS.<sup>8</sup>

In this communication, we have reviewed more studies from a different perspective, and re-analyzed the data as suggested by the Quality of Reporting of Meta-analyses (QUOROM) statement.<sup>9</sup>

## Methods

### Searching

Chinese-language journals published and end of 2003 were manually searched. The journals included: Zhong Guo Di Fang Bing Xue Za Zhi (Chinese Journal of Endemic Disease, ISSN1000-4955); Zhong Guo Di Fang Bing Fang Zhi Za Zhi (Chinese Journal for the Prevention of Endemic Disease, ISSN1001-1889); Di Fang Bing Tong Xun (Endemic Disease Bulletin, ISSN1000-3711); conference proceedings; and books related to IDD. Additional reports were identified from reference lists of retrieved reports. Unpublished studies were not included. The Chinese Medical Reference Database (Wei Pu Database 1989 to December 2002) was also searched electronically using the keywords: "iodine" or "intelligence" or "IQ". Medline and the Cochrane Database were searched with free term combinations; the last electronic search was in November 2002. The key words in English were: iodine and/or deficiency, or goiter, or cretinism, or sub-cretinism; child or children; intelligence, or IQ, or cognitive; Binet or Raven.

### Selection

#### Inclusion criteria

The initial inclusion criteria were (1) studies conducted in China, (2) subjects were less than 16 years old and (3) the degree of ID in the community was severe. The definition of severe ID, however, varied during the time. Criteria employed in those studies to define severe ID included prevalence of endemic goiter (PEG) (i.e in the entire population)  $\geq 10\%$ ; goiter rate in 7-14 year olds  $\geq 50\%$ ; goiter rate in 8-10 year olds  $\geq 30\%$ ; or median urinary iodine  $\leq 25\mu\text{g/L}$ .<sup>2,10,11</sup> The controls were either from different communities (i.e naturally IS communities), or the same communities, formerly ID and became IS after the introduction of iodine supplementation. Adequate iodine supplementation in severe ID areas was defined as median urinary iodine  $>100\mu\text{g/g Cr}$  with  $\leq 10\%$  of the population having less than  $50\mu\text{g urinary iodine/g Cr}$  and a goiter rate in 7-14 year olds of  $<20\%$  or PEG  $\leq 8\%$ .<sup>12</sup> Inadequate iodine supplementation in severe ID areas was defined if one of the indicators mentioned above was behind the level of adequate iodine supplementation. The control groups were comparable in terms of social, economic and educational levels to the study groups. The

principal outcome is IQ as measured by the Chinese Binet Scale (Binet), or the Combined Raven Test for Rural China (Raven).<sup>13,14</sup>

#### Exclusion criteria

Studies that met the initial inclusion criteria were then further examined. Studies with duplicate publication, unbalanced matching or incomplete data were excluded. When duplication occurred, the studies reported in conference proceedings, in earlier publications and in lower rank journals were excluded (Fig. 1).

#### Validity assessment

Original studies were reviewed and checked against the inclusion and exclusion criteria. Studies whose control group comprised of towns or with mild ID areas were excluded as were studies whose intervention group included children receiving inadequate iodine during their mothers' pregnancy. Evidence that a study was duplicated was based on comparing author name, research institute, survey site, time published in journal, and data reported in the paper. We excluded studies without available data published, including sample size, mean, and standard deviation. We have contacted two authors in the attempt to clarify data reported in their studies. We received answer from one, and had no response from the other.

#### Data abstraction

Two step abstraction was used. Studies were initially abstracted by MQ, and they were checked by YQY.

#### Study characteristics and groups

We evaluated the effect of ID on intelligence in four groups:

*Group I:* Different communities: Iodine sufficient vs. iodine deficient without iodine supplementation.

*Group II:* Different communities: Iodine sufficient vs. iodine deficient with inadequate iodine supplementation.

*Subgroup II-1:* with inadequate iodine supplementation, Binet.

*Subgroup II-2:* ID during pregnancy, with inadequate iodine supplementation, Binet.

*Subgroup II-3:* with inadequate iodine supplementation, Raven.

*Group III:* Different communities: iodine sufficient vs. iodine deficient with adequate iodine supplementation during pregnancy and after birth.

*Group IV:* Same community: children born after vs. before iodine supplementation.

*Subgroup IV-1:* 1-2 years after iodine supplementation, Binet.

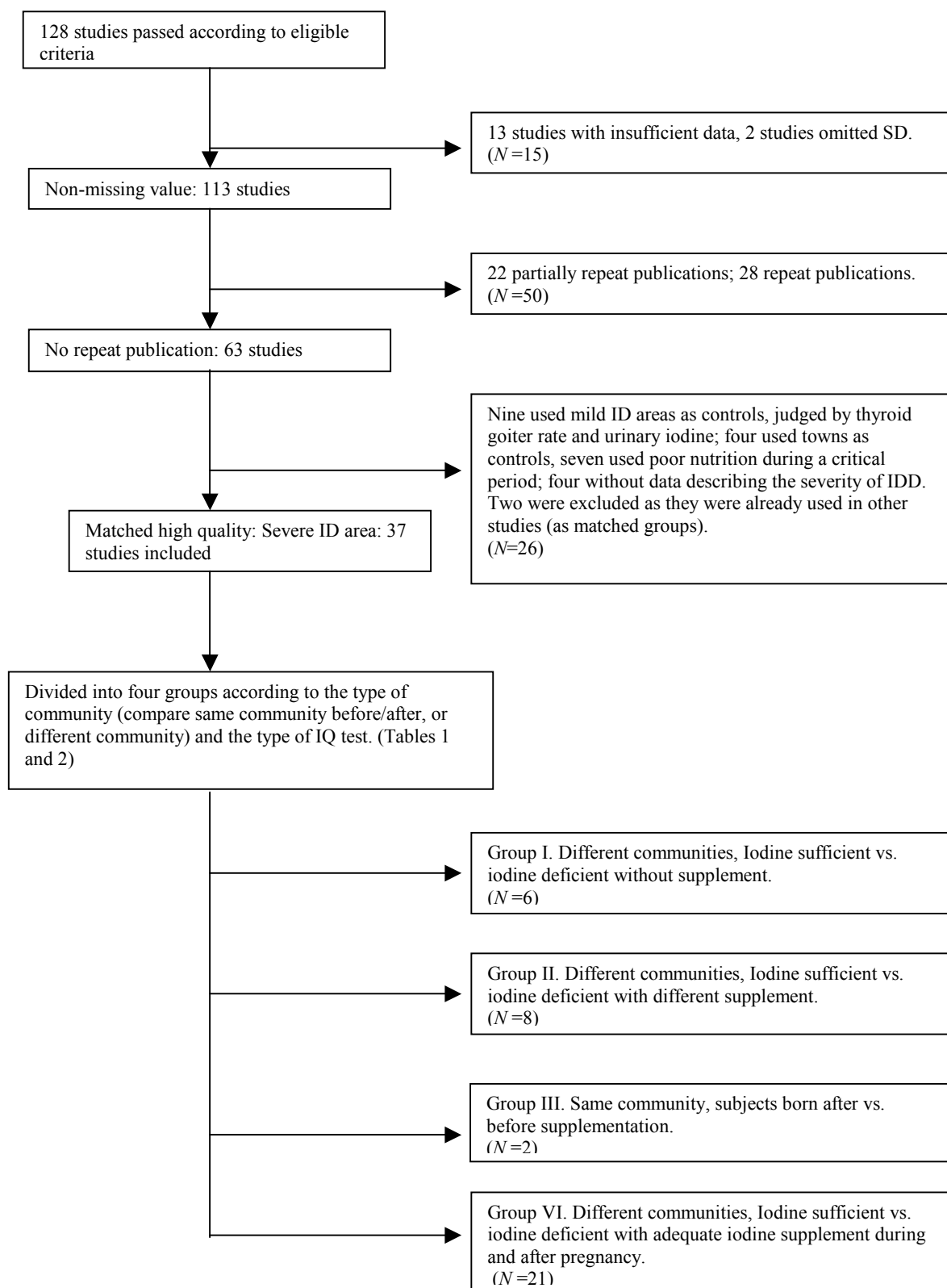
*Subgroup IV-2:* 2.1-3 years after iodine supplementation, Binet.

*Subgroup IV-3:*  $>3$  years after iodine supplementation, Binet.

*Subgroup IV-4:* 0.5-2 years after iodine supplementation, Raven.

*Subgroup IV-5:*  $>3$  years after iodine supplementation, Raven.

The outcomes are the standard deviation IQ point (SIQP). One SIQP, instead of overall effect size, equals to 15 IQ points in a population.



**Figure 1.** The process of exclusion

### **Quantitative data synthesis**

RevMan 4.1 (available at <http://www.cochrane.org/cochrane/revman.htm>) was used to analyse the effect sizes and heterogeneity of the data. We calculated the standardized mean difference, the 95% confidence intervals (CI) of IQ with random effect model, and weighed by

variance. The subgroup analysis was carried out in order to estimate the effect of different levels of ID and intervention on intelligence scale, and the overall effect size was calculated to estimate the general effect of the group.<sup>15</sup>

### Assumptions

Factors known to influence intelligence, other than ID, were similar in both the study and control groups, including socio-economic-cultural background and educational levels.

### Results

#### Trial flow

A total of 128 studies were examined for possible inclusion, including 3 published in English. Of these, 76 studies (59.4%) were published in journals, 15 studies (11.7%) were published in supplements of journals, and 37 studies (28.9%) were found in conference proceedings. Using the inclusion criteria, 37 eligible studies (27 journals, 5 supplements, 5 proceedings) were included in this meta-analysis. Based on the IQ test and the iodine status of the communities, the studies were divided into four groups (Fig. 1).

#### Study inclusion and characteristics

The 37 eligible studies had 12,614 subjects aged 4.5-15 years, and were conducted in 13 provinces in China. The iodine intervention was iodised salt, except for three communities,<sup>w19,w24</sup> which used iodised oil during pregnancy. The original studies reported iodine concentrations in urine or in drinking water, total goiter rates, and prevalence of endemic goiter was listed in Tables 1 and 2.

#### Quantitative data syntheses

**Group I.** These surveys were conducted between 1984 and 1991 when only Binet Scale was used. The effect size of all 6 eligible studies (total 1385 subjects), was an increase of 0.83 SIQP (95% CI: 0.56, 1.10) for the groups living in IS communities comparing with ID. The heterogeneity of these studies was statistically significant ( $P < 0.05$ ) (Fig. 2). In order to explore the cause of the heterogeneity, the exclusion approach was applied. After excluding one study (Wang Guyuan-1<sup>w7</sup>), the test for heterogeneity was no longer statistically significant ( $P = 0.68$ ). The overall effect size, however, was reduced to 0.68 SIQP for the remaining 1062 subjects. There was no obvious reason to explain this change based on the original reports.

**Group II.** The effect size of the 8 studies was an increase of 0.82 SIQP (95% CI: 0.56, 1.08), for children who lived in IS areas compared with those who lived in ID areas with inadequate iodine supplementation. The test for heterogeneity was again statistically significant ( $P < 0.05$ ). Considering the factors of IQ scales, endemic state in iodine deficient areas, and iodine nutrition at the time of birth in matched groups, the group was further divided into 3 subgroups (Fig. 3).

The effect sizes of subgroup II-1 to 3 were 0.86, 0.90, and 0.67 respectively. After excluding the report of Xie Xinjiang<sup>1 w8</sup> in subgroup II-1, the tests for heterogeneity of each subgroup were no longer statistically significant ( $P = 0.05$ ) (Fig. 3). The effect size of subgroup II-1 decreased to 0.63. The data indicates that the severity of ID may be a main contributing factor, because prevalence of endemic goiter reported by Xxie *et al.*,<sup>w8</sup> was 24.5-38.5% when the survey took place.

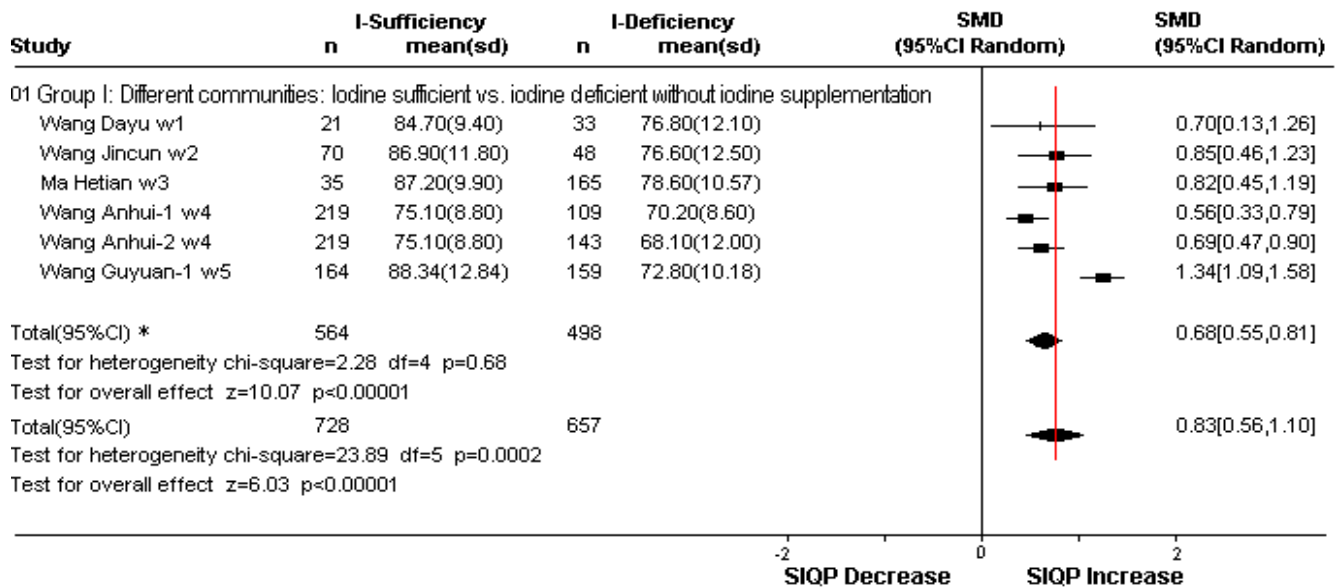
**Group III.** The effect size of these 2 studies was 0.32 (total sample = 434), comparing children who lived in IS areas with those who lived in ID areas, but who had received iodine during their mothers' pregnancy and after birth. There was a statistically significant difference in heterogeneity ( $P < 0.05$ ), although the values of the 95%CI overlapped each other. After excluding the study by Dong *et al.*,<sup>w11</sup> the tests for heterogeneity of each subgroup were no longer statistically significant ( $P = 0.05$ ), and the effect size decreases to 0.12 (Fig. 4). We do not have sufficient information to explain this. Nevertheless, the data from the original papers showed that iodine deficiency was relatively milder in the survey sites with the endemic goiter rate reported as 5.51% or 3.89% respectively (Table 1). **Group IV.** The total effect size of the 21 entries was an increase of 0.58 SIQP in the group receiving iodine supplementation during pregnancy and after birth based on 7607 subjects, compared with that of children whose mothers were chronially exposed to ID. The test of heterogeneity was statistically significant ( $P < 0.05$ ). We divided them further into 5 subgroups according to the type of IQ test and how long (years) after iodine supplementation the children were born.

Test for heterogeneity was not significant ( $P > 0.05$ ) except for subgroup IV-5. The effect sizes of subgroup IV-1 to 3 increased to 0.35, 0.70 and 1.15 SIQP of Binet, and subgroup IV-4 to 5 are 0.23 and 0.80 of Raven respectively (Fig. 5). After excluding the study of He Han,<sup>w23</sup> the effect benefit decreased to 0.67 SIQP in subgroup IV-5, but the test for heterogeneity of each subgroup was no longer statistically significant ( $P = 0.22$ ) (Fig. 5). The nationalities of the subjects in He Han's study may be a contributing factor, because the effect size increase was more significant in Han Chinese than Miao and Dong minority groups.<sup>w23</sup>

### Discussion

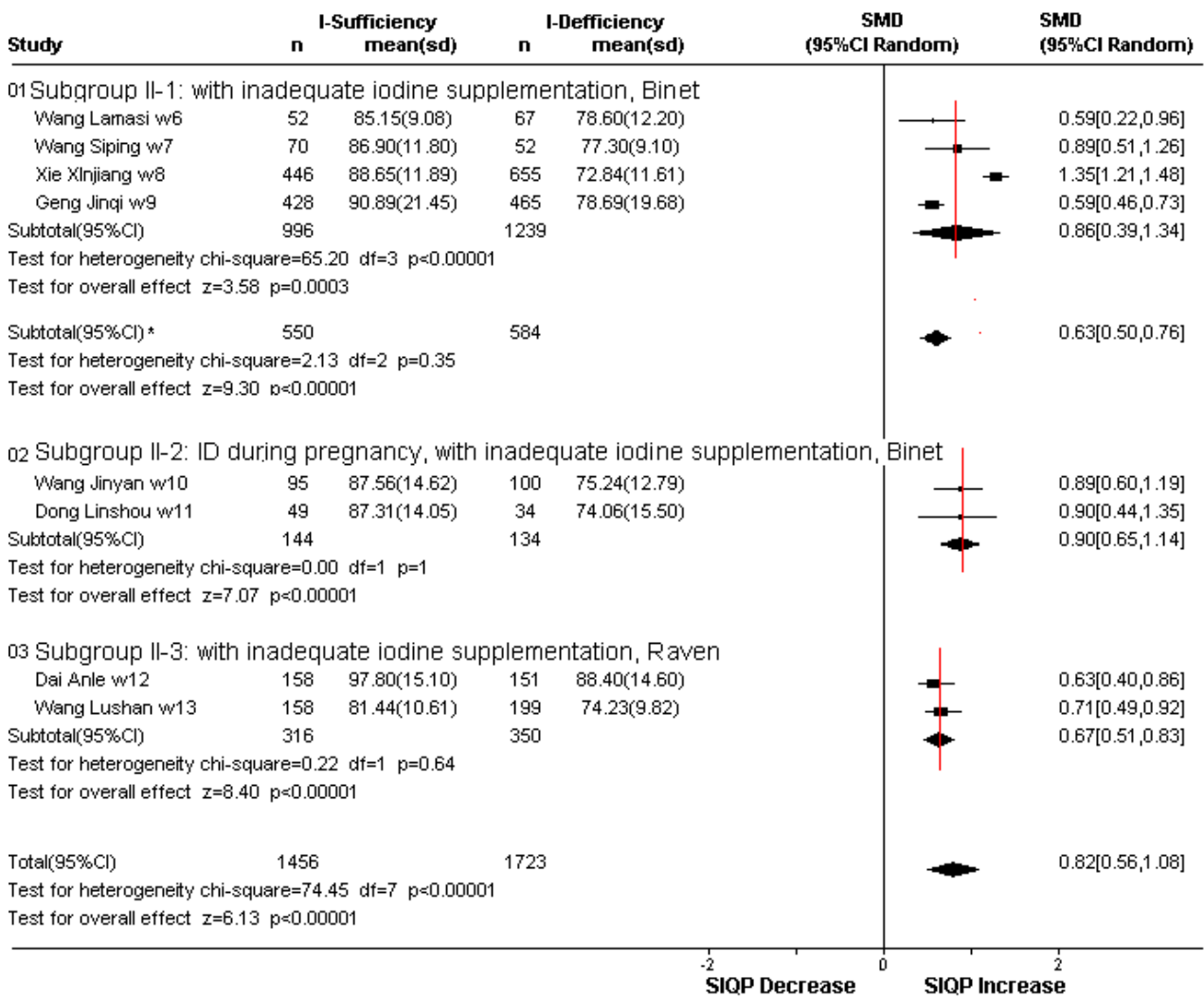
Thirty-seven studies with matched social, economic, educational levels to control villages were selected. Children's intelligence in these studies was measured by either the Binet or the Raven scales. In this communication, we estimated the SIQP of children in four types of iodine nutrition conditions.

The intelligence development of children exposed to severe ID was obviously delayed. The intelligence of children who lived in ID areas with no iodine supplementation had an average of 12.45 IQ points (95%CI: 8.40 to 16.50) lower than that of children who lived in a naturally IS environment (one SIQP is equivalent to 15 IQ points of the population defined above). More importantly, inadequate iodine supplementation couldn't improve children's intellectual development. Children, who lived in IDD areas, either received inadequate iodine intervention or were exposed to ID in utero had on average 12.3 IQ points (95%CI: 8.4 to 16.2) less than children who lived in natural IS areas. The difference in IQ points between the IS group and the group in which children's received adequate iodine during their mothers' pregnancy and after birth was 4.8 IQ points ( $P > 0.05$ ), which was not statistically different. In severe ID areas, the intelligence of children receiving iodine supplementation during their

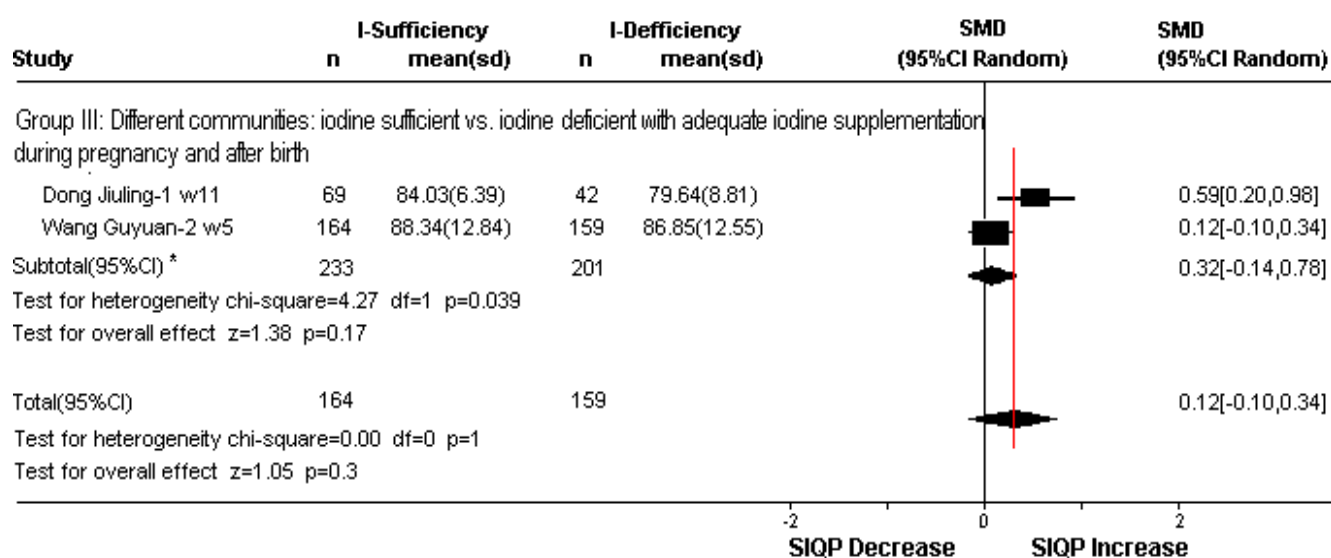


**Figure 2.** Number of samples, mean (standard deviation of each study), standard deviation of IQ points, 95% confidence interval in Group I: Different communities: Iodine sufficient vs. iodine deficient without iodine supplementation.. Random model was used.

\*: Total effect size after excluding Wang Guyuan-1 w5, test of heterogeneity was statistically significant ( $P<0.05$ ).



**Figure 3.** Number of samples, mean (standard deviation of each study), standard deviation of IQ points, 95% confidence interval in Group II: Different communities: Iodine sufficient vs. iodine deficient with inadequate iodine supplementation, which was divided into 3 subgroups. Random model was used.



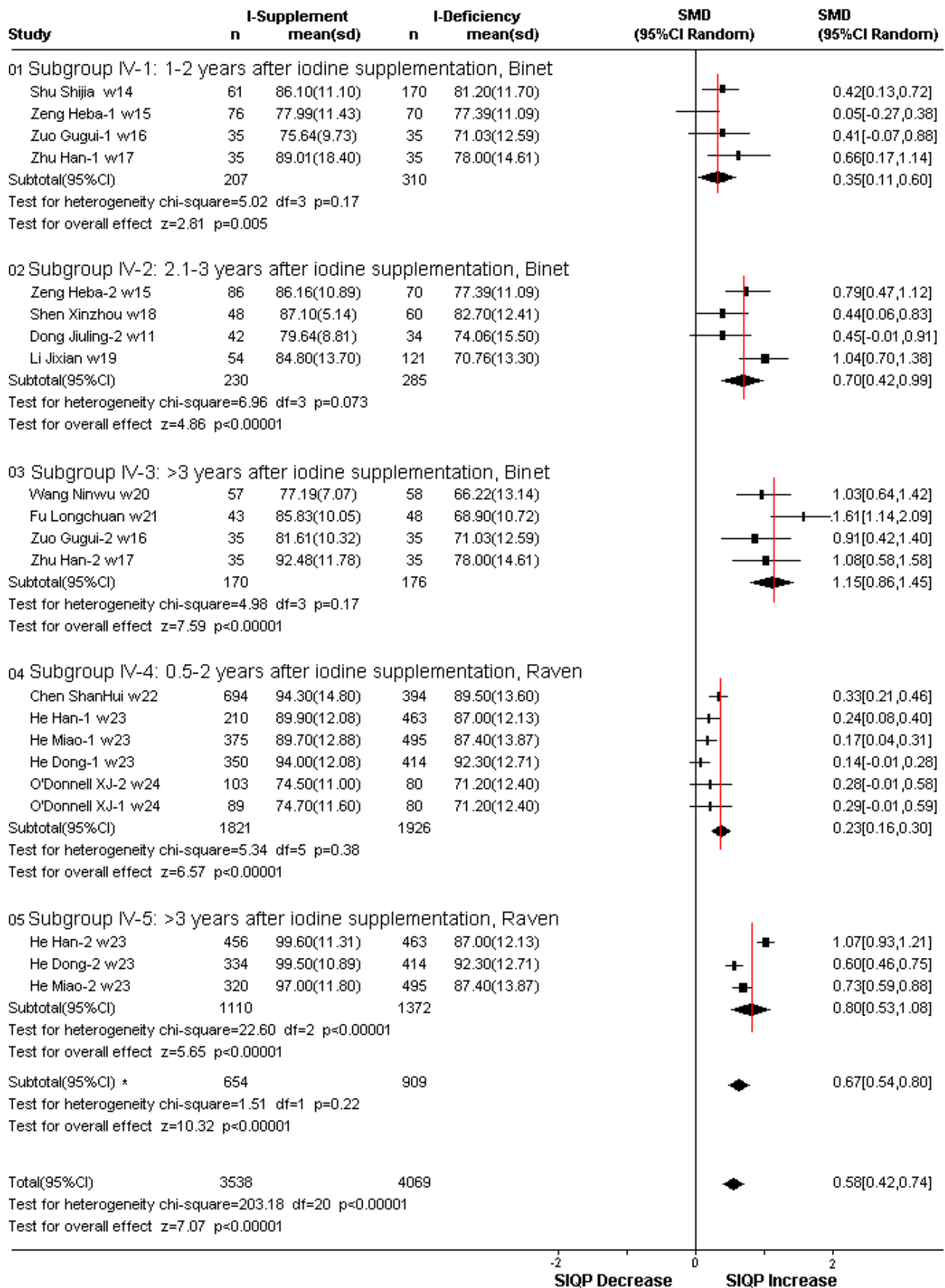
**Figure 4.** Number of samples, mean (standard deviation of each study), standard deviation of IQ points, 95% confidence interval in Group III: Different communities: iodine sufficient vs. iodine deficient with adequate iodine supplementation during pregnancy and after birth. \*: Total effect size after excluding Dong Jiuling-1 w11, test of heterogeneity was statistically significant ( $P<0.05$ ).

**Table 2.** Characteristics of study Group IV: Children's age, duration of iodine, supplementation (DIS), water iodine concentration (WIC), urinary iodine excretion (UIE), total goiter rate (TGR), and prevalence of endemic goiter (PEG).

Author, site, reference	WI ( $\mu\text{g/L}$ )	Study group: children born after prevention				Control group: children born before prevention			
		age	DIS (years)	UIE ( $\mu\text{g/g Cr}$ )	PEG (%)	age	UIE ( $\mu\text{g/g Cr}$ )	TGR (%)	PEG (%)
Subgroup IV-1: 1-2 years of supplementation, Binet									
Shu Shijia w14		6-8	2	>100		10-15	SIDD*		
Zeng Heba1 w15	1.5	9-10	1.5	117.5		11-13	14.5		31.5
Zuo Gugui1 w16	0.9	8,9	2	91.88 $\mu\text{g/L}$		13,14		69.5	
Zhu Han1 w17	0.9	9,10	2	96.6		11,12			39.01
Subgroup IV-2: 2.1-3 years of supplementation, Binet									
Zeng Heba2 w15	1.5	7-8	3.5	117.5		11,12	14.5		31.5
Shen Xinzhou w18	1.27	6-9	2.5	182.5		10-14			16.2
Dong Jiuling2 w11	<0.01	7-9	3	210.66	3.89	11-13			28
Li Jixian w19 <sup>#</sup>	1.09	5-8	3	342.6		9-14	34.26		33.21
Subgroup IV-3: >3 years of supplementation, Binet									
Wang Ninwu w20		5-7	4.5		2.32	14-15			33.84
Fu Longchuan w21	0.75	4,5	3.5	129.35	7.4	10-11		50.5	29.7
Zhu Han2 w17	0.9	7,8	4	96.6		11,12			39.01
Zuo Gugui2 w16	1.6	6,7	5.5	91.88 $\mu\text{g/L}$		13,14		4.4	
Subgroup IV-4: 0.5-2 years of supplementation, Raven									
Chen ShanHui w22		5-15	>1			5-15		>30	20-33
He Han1 w23	0.84-2.06	7,8	1.5	119		12-14	23.3-55.1		13.5
He Miao1 w23	0.84-2.06	7,8	1.5	119		12-14	23.3-55.1		13.5
He Dong1 w23	0.84-2.06	7,8	1.5	119		12-14	23.3-55.1		13.5
O'Donnell XJ1 w24 <sup>#</sup>	1.2	6,7	0.5			5.8-6.8		54	2
O'Donnell XJ2 w24 <sup>#</sup>	1.2	6,7	0.75			5.9-6.9		54	2
Subgroup IV-5: >3 years of supplementation, Raven									
He Han2 w23	0.84-2.06	9-11	3.5	119		12-14	23.3-55.1		13.5
He Miao2 w23	0.84-2.06	9-11	3.5	119		12-14	23.3-55.1		13.5
He Dong2 w23	0.84-2.06	9-11	3.5	119		12-14	23.3-55.1		13.5

Binet: China Binet Scale. Raven: Combined Raven Test for Rural in China. \*: SIDD: severe iodine deficient disorders.

<sup>#</sup>: used oral iodised oil as intervention



**Figure 5.** Number of samples, mean (standard deviation of each study), standard deviation of IQ points, 95% confidence interval in Group IV: Same community: children born after vs. before iodine supplementation, divided into 5 groups. Random model was used. \*: Total effect size after excluding He Hanw23, test of heterogeneity was statistically significant ( $P<0.05$ ).



mothers' pregnancy and after birth, had an average increase of 8.7 IQ points (95%CI: 6.3 to 11.1) compared with children whose mothers were chronically exposed to ID.

The results of our meta-analysis demonstrates that the positive impact of iodine supplementation on IQ is mainly observed in children born 3.5 years after the iodine supplementation program was introduced. There was an increase of 12 Raven points or 17.25 Binet IQ points, depending upon the type of IQ test used. The intelligence of children born 1-2 years after iodine intervention, however, showed a modest increase of 3.45 to 5.25 points, respectively. This may be because the iodine supplementation program had not reached all infants, pregnant women and people living in IDD areas. Furthermore, iodised salt may not be the best method and cannot provide enough iodine nutrition at the beginning stage of the IDD prevention program.

We tried to control the study quality using the inclusion and exclusion criteria, and by reviewing the original papers by experts in the field of IDD. We excluded duplicate studies and identified poorly matched groups. Different types of publications were searched, such as meeting proceedings, books and studies published in journals. However, we still may not have identified all relevant studies. In addition, bias could have arisen from our review process which was not conducted blindly and the search of published studies was incomplete (despite our efforts to identify all the published studies). Due to the lack of randomized controlled trial data, using observational studies to estimate the benefit of iodine supplementation in ID areas was the only method available.<sup>16,17</sup>

The results of the Binet Scale reflect multiple dimensions of cognitive ability,<sup>13</sup> whilst the Raven Scale is regarded as a cross-cultural, Spearman's "g factor", non-verbal scales.<sup>18</sup> Therefore, the Binet Scale measures multiple abilities and was more likely to be affected by cultural aspects than the Raven Scale. For the purpose of public health, we have combined the results from both methods. The 21 studies reviewed by Bleichrodt<sup>5</sup> were sourced and 18 of these were included in the meta-analysis.<sup>5</sup> Of the four Chinese studies examined by Bleichrodt, we could only locate one (Lin<sup>19</sup>), which did not contain sufficient data (means and standard deviation) to warrant its inclusion in our analysis.

In conclusion, from a population viewpoint, our results show that iodine nutrition plays a crucial role in the intellectual development of children, who either lived in naturally iodine sufficient environments, or received sufficient iodine supplementation in severe ID areas. The intelligence development of children exposed to severe ID was obviously delayed. Inadequate iodine supplementation could not improve children's intellectual development. Adequate iodine supplementation before and during pregnancy to women living in severe ID areas could prevent their children from intelligence deficit, especially for those born 3.5 years after the iodine supplementation program was introduced. In the future, we will search more studies conducted in the world, add them to our database to reanalyse using meta-analysis. Moreover, we will explore the dose response effect of the status of iodine nutrition on intelligence development of children.

#### Acknowledgement

We thank all authors whose studies were cited in the meta-analysis, Professor Pei Shan WANG for the suggestion of method, Professor John SMES for providing utilities at the NMHRC Clinical Trial Centre while MQ was anglicizing and writing this paper as a visiting scholar. We thank Sally Wortley for guidance in searching database, and Rhana Pike for editorial. Contributors: MQ, DW and ZPC designed the studies. MQ, DW and WEW developed the idea. MQ and VG performed the analysis. MQ and YQY selected and evaluated the quality of data. MQ wrote the draft and revised it. WEW, VG and ML critically reviewed and also revised this paper. All of authors interpreted the results of medical fields and agreed to the last version. MQ is the guarantor for the study. Funding: The National Natural Science Foundation of China (Key Program 30230330 ZP CHEN). Tianjin Education Committee Foundation and Tianjin Medical University Foundation, PR China. The NMHRC Clinical Trials Centre, University of Sydney, Australia. Competing interests: All authors declare that the answer to the questions on your competing interest form [<http://bmj.com/cgi/content/full/317/7154/291/DC1>] are all No and therefore have nothing to declare.

#### References

1. [Morreale de Escobar G, Obregon MJ, Escobar del Rey F. Is neuropsychological development related to maternal hypothyroidism or to maternal hypothyroxinemia? J Clin Endocrinol Metab 2000; 85: 3975-3987.](#)
2. WHO. Assessment of iodine deficiency disorders and monitoring their elimination. 2nd ed. Document WHO/NHD/01.1.2001. Geneva.
3. [Tomlinson R. China fights fall in IQ due to iodine deficiency. BMJ 1995; 310: 148.](#)
4. [Plafker T. China moves to tackle iodine deficiency. BMJ 1999; 319: 659.](#)
5. Bleichrodt N, Born MP. A meta-analysis of research on iodine and its relationship to cognitive development. In: Stanbury JB, ed. The damaged brain of iodine deficiency. New York: Cognizant Communication Corporation, 1994: 195-200.
6. Dunn JT. Complacency: The most dangerous enemy in the war against iodine deficiency. *Thyroid* 2000; 10 (8): 681-3.
7. Qian M, Wang D, Chen ZP. A preliminary meta-analysis of 36 studies on impairment of intelligence development induced by iodine deficiency. *Zhonghua Yu Fang Yi Xue Za Zhi* (Chinese, ISSN 0253-9624) 2000; 34 (2):75-7.
8. Qian M, Yan YQ, Chen ZP, Wang D. Meta-analysis on the relationship between children's intelligence and factors as iodine deficiency, supplement iodine and excessive iodine. *Zhonghua Liu Xing Bing Xue Za Zhi* (Chinese, ISSN 0254-6450) 2002; 23 (4): 246-9.
9. Moher D, Cook DJ, Eastwood S, Olkin I, Rennie D, Stroup DF. Improving the quality of reports of meta-analyses of randomised controlled trials: the QUOROM statement. *Lancet* 1999 Nov 27; 354 (9193): 1896-900.
10. WHO/ICCIDD/UNICEF. The criteria of Iodine Deficiency Disorders on prevention and monitoring (File 43, 1989). Document WHO/ICCIDD/UNICEF1989. Geneva.
11. The identical criteria of Iodine Deficiency Disorders (GB16005-1995). Beijing: National Bureau of Quality Technical Supervision.. 12. Mai T, Lu D, Yu Z. Iodine deficiency disorders, 2nd. Edition. Beijing: People's Health Press, 1993; 240. (Note: Editors is the authors of this reference)
13. Wu TM. The guide to Chinese Binet Test, 3rd ed (in Chinese). Beijing: Beijing University Press, 1982.

14. Wang D, Qian M. A Report on the revision of Combined Raven Test for Rural China (in Chinese). *Xin Li Tong Xun* (Chinese, ISSN 1000-6648)1989; 5:23.
15. The Reviewers' handbook. The Cochrane Collaboration 1999-2002. [www.cochrane.org/cochrane/hbook.htm](http://www.cochrane.org/cochrane/hbook.htm).
16. Black N. Why we need observational studies to evaluate the effectiveness of health care. *BMJ* 1996; 312: 1215-1218.
17. Egger M, Schneider M, Smith GD. Meta-analysis Spurious precision? Meta-analysis of observational studies. *BMJ* 1998; 316: 140-144.
18. Raven JC. *Guide to using the Standard Progressive Matrices*. Landon: Lewis, 1960.
19. Lin FF, Aihaiti, Zhao HX, Lin J, Jiang JY, Maimaiti, Aiken. The relationship of a low-iodine and high-fluoride environment to subclinical cretinism in Xinjiang. *IDD Newsletter* 1991;7(3).
- Unpublished data**
- Meta-analysis studies included**
- W1 Wang D, Qi SP, Chen ZP. [A report of China Binet Scale applied in clinic trial]. *Xin Li Tong Xun* (Chinese, ISSN1000-6648) 1986; 41 (3): 39-43.
- W2 Wang D, Chen ZP, Wang H, Fu HY, Wang HX, Liu DF. [Intelligence problems of "normal" children in iodine deficiency areas]. *Zhong Guo Di Fang Bing Xue Za Zhi* (Chinese, ISSN1000-4955) 1987; 6 (3): 137-140.
- W3 Ma XY, Yiu ZS, Chen ZH, Zheng JY, Huang CY, Huang FM, et al. [Study of endemic sub-clinical cretinism in Fujian province]. *Zhong Guo Di Fang Bing Xue Za Zhi* (Chinese, ISSN1000-4955) 1988;5(7):266-269.
- W4 Wang YH, Sun HG, Tang MZ, Liu YX, Zhang HY, Xiao KH, et al. [Survey of Intelligence and Physical Development of Children aged 7-14 at Huangshan of Chaohu, Anhui Province]. *An Hui Yi Xue* (Chinese) 1990;11(3):6-10.
- W5 Wang FB, Cao ZM, Yao CX, Ha HX, Ma CY, Mao CT, et al. [Survey of Children's Intelligence Improved in IDD Area after Intervention of Salt Iodization]. *Nin Xia Yi Xue Za Zhi* (Chinese) 1992;14(3):168-170.
- W6 Wang D, Chen ZP, Dong L. Influence of Iodine Deficiency on Children's Development of Intelligence And Physique - A Survey Report of Children at Lamasi of Chengde. *Tianjin Yi Ke Da Xue Xue Bao* (Chinese) 1984;8(3):4-7.
- W7 Wang D, Chen ZP, Wang H, Fu HY, Wang HX, Liu DF. [Intelligence problems of "normal" children in iodine deficiency areas]. *Zhong Guo Di Fang Bing Xue Za Zhi* (Chinese, ISSN1000-4955) 1987;6(3):137-140.
- W8 Xie ZH, Yuan JB, Ye SB, Wen GX, Aierkeng, Liang SC, Wen GX, et al. Effect of iodine deficiency on individual's intelligence. *Di Fang Bing Tong Xun* (Chinese, ISSN1000-3711) 1991;6(1):76-78.
- W9 Geng PB, Zhu JX, Xu LZ, Hu CK, et al. [Survey of intelligence development among children aged 7-14 in IDD areas]. *Symposium of the Third Chinese Endemic Goiter and Cretinism* (Chinese) 1987.11;66-68.
- W10 Hunan study group of subcretinism. [Study of Endemic Sub-clinical of Children Aged 7-10 in IDD Area of Xiangxibei]. *Zhong Guo Di Fang Bing Fang Zhi Za Zi* (Chinese, ISSN1001-1889) 1987;3(6):170-172.
- W11 Dong HT, Dang FZ, Tan ZJ, Jia GQ, Xu HF, Liu RH, et al. [Iodine deficiency influence on children mental development in IDD areas]. *Zhong Guo Di Fang Bing Xue Za Zhi* (Chinese, ISSN1000-4955) 1991;10(1):51-53.
- W12 Dai HX, Dai JL, Huang ZX, Wang QL, Ma GS, Wu Y. [Sampling survey about 7-14 years old in IDD areas after implementing salt iodization]. *Zhong Guo Di Fang Bing Fang Zhi Za Zhi* (Chinese, ISSN1001-1889) 1991;6(Suppl):66-67.
- W13 Wang Y, Liu ZT, Yu HY, Wang YC, Zheng HM, Zheng S, et al. [A survey of endemic sub-clinical cretinism in Lushan county of Henan Province]. *Zhong Guo Di Fang Bing Fang Zhi Za Zhi* (Chinese, ISSN1001-1889) 1991;6(Suppl):11-13.
- W14 Shu YQ. [Analysis of children intelligence in IDD areas after correction of iodine deficiency]. *Symposium of the Third Chinese Endemic Goiter and Cretinism* (Chinese) 1987:197-198.
- W15 Zeng GH. [Prevention effect of salt iodization on mild damage of neural system among children in IDD areas]. *Zhong Guo Di Fang Bing Xue Za Zhi* (Chinese, ISSN1000-4955) 1991;10(Suppl: Symposium of the Forth Chinese IDD):129-132.
- W16 Zuo SM, Zhu CK, Ke JJ, Zhou YF, Sun HQ. [Survey and analysis of intelligence development and bone age among children after iodine implementation 13 years later in IDD areas]. *Zhong Guo Di Fang Bing Xue Za Zhi* (Chinese, ISSN1000-4955) 1996;15(4):231-233.
- W17 Zhu CK, Zhang TW, Ke JJ, Ma QL, Zuo SM, Shi ZF. [Edible salt iodization effect on mental development among children in IDD areas]. *Di Fang Bing Tong Xun* (Chinese, ISSN1000-3711) 1993;8(3):35-38.
- W18 Shen JZ. [Effect of iodine intervention on intelligence of rural children in iodine deficiency areas]. *Zhong Guo Di Fang Bing Fang Zhi Za Zhi* (Chinese, ISSN1001-1889) 1991;6(Suppl):19-21.
- W19 Li JQ, Yan YQ, Zhang ZJ. [Iodine Deficiency Influence on Physical And Psychological Development]. *Zhong Guo Di Fang Bing Fang Zhi Za Zhi* (Chinese, ISSN1001-1889) 1991;6(Suppl):1-3.
- W20 Wang H, Shi FK, Li KD, Wang D. [A survey report of intelligence of children born after and before salt iodization IDD areas]. *Zhong Guo Di Fang Bing Xue Za Zhi* (Chinese, ISSN1000-4955) 1987;6(3):144-146.
- W21 Fu LX, Zeng QZ, Deng LQ, Chen QF. The effect of prevention of iodised salt on intelligence and physical development in endemic cretinism of Changping of Guangdong. *Symposium of the Third Chinese Endemic Goiter and Cretinism* (Chinese) 1987;153-155.
- W22 Chen ZP, Liu XL, Lin XY, Wang D, Pei KF, Zou LY, et al. [Evaluation of intelligence of children born after salt iodization intervention in IDD areas]. *Zhong Guo Di Fang Bing Xue Za Zhi* (Chinese, ISSN1000-4955) 1991;10(Suppl):13-16.
- W23 He SJ, Yang ZG, Zhang BC, Long SF, Zhou WX. [Comparison analysis of children intelligence among minority of Miao, Dong, Han in Qiandongnan state]. *Zhong Guo Di Fang Bing Xue Za Zhi* (Chinese, ISSN1000-4955) 1993;12(1):38-40.
- W24 O'Donnell, K.J., Rakeman, M.A., Dou, Z.H., Cao, X.Y., Zeng, Y.M., DeLong, N., Brenner, G., Ma, T., Wang, Dong., DeLong, G.R.. Effects of Iodine Supplementation during Pregnancy on Child Growth and Development at School Age. *Developmental Medicine Child Neurology* 2000; 44:76-81.

**Meta-analysis studies excluded**

- W25 Han JS, He SY. [Epidemiological study of effect of mother took iodised oil during pregnancy on their children's intelligence]. *Zhong Guo Di Fang Bing Xue Za Zhi* (Chinese, ISSN1000-4955) 1995;10 (Suppl; Symposium of the Fifth Chinese IDD):151.
- W26 He YS, Qiu HL, Huo HZ, et al. [Survey of Intelligence Development of Children Aged 5-7 in IDD Area of Mi County and Analysis of Part Effect Factors]. *Zhong Guo Di Fang Bing Xue Za Zhi* (Chinese, ISSN1000-4955) 1993;12(4):228.
- W27 Li JH. [Application of Combined Raven Test of Rural in Linan County]. *Zhong Guo Di Fang Bing Xue Za Zhi* (Chinese, ISSN1000-4955) 1991;(Suppl: Symposium of the Forth Chinese IDD):282.
- W28 Dong HQ, Liu CS, Guo LB. [Comparison and analysis between IDD and non-IDD areas on bone-age and intelligence among children aged 7-12 years]. *Zhong Guo Di Fang Bing Xue Za Zhi* (Chinese, ISSN1001-1889) 1988;3(Suppl):11-12.
- W29 Pan LX, Wang SJ, Shu ER. [Application of Raven Intelligence Test for IDD Area]. *Zhong Guo Di Fang Bing Xue Za Zhi* (Chinese, ISSN1000-4955) 1995;10(Suppl: Symposium of the Fifth Chinese IDD):251.
- W30 Qian QD, Lu DZ, Liu DR, Wang D, Qui CY, Wang YY, et al. [Endemic sub-clinical cretinism]. *Zhong Guo Di Fang Bing Xue Za Zhi* (Chinese, ISSN1000-4955) 1987;6(1):4-9.
- W31 Lin FF, Aihaiti, Zhao HX, Lin J, Jiang JY, Maimaiti, Aiken. The Relationship of a Low-Iodine and High-Flouride Environment to Sub-Clinical Cretinism in Xinjiang. *IDD Newsletter*, 1991;7(3).
- W32 Wang CJ, Ma J, Ma BJ, Teng RT, Wu HL. Contrasting observation of children with Raven Test between IDD and non-IDD areas. *Zhong Guo Di Fang Bing Xue Za Zhi* (Chinese, ISSN1000-4955) 1995;10(Suppl; Symposium of the Fifth Chinese IDD):156.
- W33 Ruan XY, Ding XG, Sun BX, Li QF. [Effect of Iodine Deficiency on Children Development]. *Zhong Guo Di Fang Bing Xue Za Zhi* (Chinese, ISSN1000-4955) 1991;10(Suppl; Symposium of the Forth Chinese IDD):310-311.
- W34 Yang Z., He S., Long H., et al. [The relationship between salt iodised and children Intelligence among the Minority of Miao, Dong, Han]. *Zhong Guo Di Fang Bing Xue Za Zhi* (Chinese, ISSN1000-4955) 1991;10(Suppl: Symposium of the Forth Chinese IDD):1995;266.
- W35 Xing ZF, Si T, Ci R, Ba S, Xiao LM, Ying P. [Epidemiological Survey of Primal IDD Area in Altiplano]. *Zhong Guo Di Fang Bing Xue Za Zhi* (Chinese, ISSN1000-4955) 1991;10(Suppl: Symposium of the Forth Chinese IDD):280.
- W36 Wang D, Chen ZP, Bian XP. [A study of intelligence among normal children in endemic goiter area]. *Tian Jing Yi Xue Yuan Xue Bao* (Chinese) 1989; 13(4): 14-15.
- W37 Zheng HM, Wang Y, Li XF. [A Study of Prevention of Iodine Deficiency on Social and Culture Development]. *Henan Yu Fang Yi Xue Za Zhi* (Chinese) 1995;6(2):63-66.
- W38 Fu LX, Xu XP, Liu M, Wang CM. The effect of iodised supplement on children's intelligence development in iodine deficient. *Zhong Guo Di Fang Bing Xue Za Zhi* (Chinese, ISSN1000-4955) 2001;16(3):140-142.
- W39 Fu LX, Zhong MY. [Primary exploration of children intelligence and special education in IDD areas of Changping in Guangdong province]. *Zhong Guo Di Fang Bing Xue Za Zhi* (Chinese, ISSN1001-1889) 1991;6(Suppl):73.
- W40 Wang D, Eniwaer, Maliya. [A survey of intelligence among primary school students in IDD areas of Baicheng in Southern of Xinjiang]. *Di Fang Bing Tong Xun* (Chinese, ISSN1000-3711) 1995;10(3):32-34.
- W41 Lin FF, Ai HT, Zhao HX, Lin J. [Sub-cretinism in the combined iodine deficiency and fluorosis areas in Xinjiang]. *Zhong Guo Di Fang Bing Xue Za Zhi* (Chinese, ISSN1000-4955) 1991;10(Suppl; Symposium of the Forth Chinese IDD):47-52.
- W42 Lu AC, Shi FK, Zhao XQ, Su FR, Ji SQ, Yang CT, et al. [A survey of intelligence and physical development of school children before and after iodine intervention]. *Zhong Guo Di Fang Bing Xue Za Zhi* (Chinese, ISSN1001-1889) 1991;6(Suppl):43-44.
- W43 Fu ZL, Liu T, Song W, Wang JH, Liu WY, Liang HZ, et al. [Survey of subclinical cretin among children in endemic goiter areas after supplement iodine]. *Zhong Guo Di Fang Bing Xue Za Zhi* (Chinese, ISSN1001-1889) 1992;7(Suppl):3-5.
- W44 Zhao XQ, Su FY, Lang AW. Intelligence development of children among IDD areas and implementation. *Shan Xi Yi Yao Za Zhi* (Chinese) 1996;25(4):291-292.
- W45 Lin FF, Yi MM, Ma LY, Yang CZ, Jiang JY, Li FK, et al. [Study of diagnosis on sub-clinical cretinism]. *Zhong Guo Di Fang Bing Xue Za Zhi* (Chinese, ISSN1000-4955) 1995;10 (Suppl: Symposium of the Fifth Chinese IDD):45-49.
- W46 Zhang SX, Huang ZX, Pan XY, Yan GS, Li QH, Han YB, et al. [Contrasting study of children IQ with CRT between living in IDD and non-IDD areas in Guangxi]. *Guang Xi Yi Yao* (Chinese) 1993;15(6):579.
- W47 Wang C. [The damage of IDD on intelligence]. *He Bei Yi Yao* (Chinese) 1994;16(5):288.
- W48 Li FK, Sai LK, Cui W, Jiang ZM, Zhang QH, Zheng DH, et al. [Survey study of the relationship between IQ, physical development and iodine intake among children at risk of iodine deficiency]. *Di Fang Bing Tong Xun* (Chinese, ISSN1000-3711) 1997;12(3):52-54.
- W49 Li HB, Yang XN. A report of evaluation on IQ and psychoneuro-function of children living in IDD areas in Liangping County. *Zhong Guo Di Fang Bing Xue Za Zhi* (Chinese, ISSN1000-4955) 1991;6(spple):21-23.
- W50 Huang XM, Yao SR, Wang YQ, Wang KW, Liu H, Zhu WM, et al. [A survey of IQ among 7-14 years children living in different severity IDD areas]. *Zhong Guo Nan Fang Dian Que Fa Bing Xue Za Zhi* (Chinese) 1992;3(3):14-16.
- W51 Shi F. [Iodine Deficiency Disorders]. Eds: Ma Tai, Lu Dizhang, 1993;107.
- W52 Chen H, Yan RW, Buo AX, Xu LJ. [Comparison analysis between IDD areas implementation salt iodization and non-IDD areas on children intelligence]. *Zhong Guo Di Fang Bing Xue Za Zhi* (Chinese, ISSN1001-1889) 1992;7(Suppl):37-38.
- W53 Zhao XQ, Su FY, Lang AW. [Intelligence development of children among IDD areas and implementation]. *Shan Xi Yi Yao Za Zhi* (Chinese) 1996;25(4):291-292.
- W54 Tang DC, Geng PB, Zhu JX, Hu CG, Xu LZ. [Measurement of Intelligence Development among Children Aged 7-14 in IDD Area]. *Symposium of the Third Chinese Endemic Goiter and Cretinism* (Chinese) 1987.11:66-68.
- W55 Han DQ, Ha HX, Mao CT, Ma CY, Gao HT, Wang FB., et al. The influence of iodine deficiency on intelligence development of children. *Nin Xia Yi Xue Za Zhi* (Chinese) 1990;12(6):362-364.

- W56Dang FZ, Dong HG, Tan ZJ, Liu HR, Jia GQ, Tao GQ, et al. [An investigation on children's intelligence, neuropsychic and somatic development after iodine supplement in iodine deficient areas]. *Di Fang Bing Tong Xun* (Chinese, ISSN1000-3711) 1995;10(3):20-24.
- W57Zhang TW, Shi ZG, Zen GH, Lu L, Zhou CK, Lin YZ, et al. [Trend Observation And Analysis of Thyroid Function and Intelligence among Children in IDD Area after Iodine Intervention]. *Gui Zhou Yi Yao* (Chinese) 1992;16(6):354-357.
- W58Zeng GH, Zeng XQ, Li SR, Ke YQ, Chen XG, Zhou CK, et al. [Mild mental retardation caused by iodine deficiency: a type of IDD]. *Zhong Guo Di Fang Bing Za Zhi* (Chinese, ISSN1000-4955) 1995;14(4):205-208.
- W59Zou JY, Wang DQ, Liu BG, Li JQ, Ding XG, Yuan XY, et al. [Iodine Influence on intelligence development among children]. *Zhong Guo Di Fang Bing Fang Zhi Za Zhi* (Chinese, ISSN1001-1889) 1987;2(5):293-295.
- W60Yan YQ, Liu JH, Wang X, Zhang ZJ, Li JQ, Zhao XQ. [A survey in Tongjin of severe IDD area after 10 years iodised salt implementation]. *Zhong Guo Di Fang Bing Za Zhi* (Chinese, ISSN1000-4955) 1991;10(4):40.
- W61Chen ZH, Yiu ZS, Lin SG, et al. [Effect of Iodine Deficiency on Schoolchildren's Intelligence]. *Collection of Endemic Diseases Prevention in Fujian* (Chinese) 1991;176.
- W62Zhang TW, Shi ZG, Zen GH, Lu L, Zhou CK, Lin YZ, et al. [Trend observation and analysis of thyroid function and intelligence among children in IDD areas after iodine intervention]. *Zhong Guo Di Fang Bing Xue Za Zhi* (Chinese, ISSN1000-4955) 1991;10(Suppl: Symposium of the Forth Chinese IDD):70.
- W63Xie ZH, Yuan JB, Liang SC, Ye SB, Wen GX. [A survey of children intelligence in Wulumuqi]. *Symposium of the Third Chinese Endemic Goiter and Cretinism* (Chinese) 1987;205-206.
- W64Li JQ, Yan YQ, Zhang ZJ. [Iodine deficiency influence on physical and psychological development]. *Zhong Guo Di Fang Bing Xue Za Zhi* (Chinese, ISSN1000-4955) 1991;10(Suppl: Symposium of the Forth Chinese IDD):40-44.
- W65Wang JH, Liu T, Liu WY, Liang HZ, Li ZR, Teng RT, et al. A study of the relationship of damage index of psychomotor function, IQ, TGR, urinary iodine among children. *Zhong Guo Di Fang Bing Za Zhi* (Chinese, ISSN1000-4955) 1992;7(Suppl):20-22.
- W66Wang FB, Cao ZM, Ha HX, Ma CY, Mao CT, You WN, et al. [Survey of Children's Intelligence after 20 years implementation of salt iodization in Liupanshan]. *Zhong Guo Di Fang Bing Za Zhi* (Chinese, ISSN1000-4955) 1991;6(suppl):36-37.
- W67The Affiliated Hospital of Anhu Medical University, et al. [Survey and trial of intelligence and physical development of children aged 7-14 at Huangshan of Chaohu, Anhui Province]. *Symposium of the Third Chinese Endemic Goiter and Cretinism* 1987.11;194-195.
- W68Wang RY, Nie LF, Zhang EX, Wei WS, Wu XJ. [Study of endemic sub-clinical of children aged 7-10 in IDD areas of Shiangshi]. *Zhong Guo Di Fang Bing Fang Zhi Za Zhi* (Chinese, ISSN1001-1889) 1987;3(3):170-172.
- W69Wang FB, Cao ZW, Yao CX, Ha HX, Ma CY, Mao CT, You WN, Han DQ, Mao JH, Li ZL. [Survey of children's intelligence improved in IDD areas after intervention of salt iodization]. *Zhong Guo Di Fang Bing Xue Za Zhi* (Chinese, ISSN1000-4955) 1991;10(Suppl: Symposium of the Forth Chinese IDD):291.
- W70Wang D, Eniwaer, Maliya. [A Survey of Ability among Primary School Students in IDD Area of Baicheng in Southern of Xinjiang]. *Zhong Guo Di Fang Bing Xue Za Zhi* (Chinese, ISSN1000-4955) 1995;10(Suppl: Symposium of the Fifth Chinese IDD):161.