


Original Investigation

Polygenic Risk Score, Parental Socioeconomic Status, Family History of Psychiatric Disorders, and the Risk for Schizophrenia

A Danish Population-Based Study and Meta-analysis

Esben Agerbo, DrMedSc; Patrick F. Sullivan, FRANZCP; Bjarni J. Vilhjálmsson, PhD; Carsten B. Pedersen, DrMedSc; Ole Mors, PhD; Anders D. Børglum, PhD; David M. Hougaard, DrMedSc; Mads V. Hollegaard, PhD; Sandra Meier, PhD; Manuel Mattheisen, PhD; Stephan Ripke, MD; Naomi R. Wray, PhD; Preben B. Mortensen, DrMedSc

 Supplemental content at jamapsychiatry.com

IMPORTANCE Schizophrenia has a complex etiology influenced both by genetic and nongenetic factors but disentangling these factors is difficult.

OBJECTIVE To estimate (1) how strongly the risk for schizophrenia relates to the mutual effect of the polygenic risk score, parental socioeconomic status, and family history of psychiatric disorders; (2) the fraction of cases that could be prevented if no one was exposed to these factors; (3) whether family background interacts with an individual's genetic liability so that specific subgroups are particularly risk prone; and (4) to what extent a proband's genetic makeup mediates the risk associated with familial background.

DESIGN, SETTINGS, AND PARTICIPANTS We conducted a nested case-control study based on Danish population-based registers. The study consisted of 866 patients diagnosed as having schizophrenia between January 1, 1994, and December 31, 2006, and 871 matched control individuals. Genome-wide data and family psychiatric and socioeconomic background information were obtained from neonatal biobanks and national registers. Results from a separate meta-analysis (34 600 cases and 45 968 control individuals) were applied to calculate polygenic risk scores.

EXPOSURES Polygenic risk scores, parental socioeconomic status, and family psychiatric history.

MAIN OUTCOMES AND MEASURES Odds ratios (ORs), attributable risks, liability R^2 values, and proportions mediated.

RESULTS Schizophrenia was associated with the polygenic risk score (OR, 8.01; 95% CI, 4.53-14.16 for highest vs lowest decile), socioeconomic status (OR, 8.10; 95% CI, 3.24-20.3 for 6 vs no exposures), and a history of schizophrenia/psychoses (OR, 4.18; 95% CI, 2.57-6.79). The R^2 values were 3.4% (95% CI, 2.1-4.6) for the polygenic risk score, 3.1% (95% CI, 1.9-4.3) for parental socioeconomic status, and 3.4% (95% CI, 2.1-4.6) for family history. Socioeconomic status and psychiatric history accounted for 45.8% (95% CI, 36.1-55.5) and 25.8% (95% CI, 21.2-30.5) of cases, respectively. There was an interaction between the polygenic risk score and family history ($P = .03$). A total of 17.4% (95% CI, 9.1-26.6) of the effect associated with family history of schizophrenia/psychoses was mediated through the polygenic risk score.

CONCLUSIONS AND RELEVANCE Schizophrenia was associated with the polygenic risk score, family psychiatric history, and socioeconomic status. Our study demonstrated that family history of schizophrenia/psychoses is partly mediated through the individual's genetic liability.

JAMA Psychiatry. doi:10.1001/jamapsychiatry.2015.0346
Published online April 1, 2015.

Author Affiliations: Author affiliations are listed at the end of this article.

Corresponding Author: Esben Agerbo, DrMedSc, Centre for Integrated Register-Based Research and National Centre for Register-Based Research, Aarhus University, Aarhus, Fuglesangs Alle 4, 8210 Aarhus V, Denmark (ea@econ.au.dk).

Schizophrenia is a debilitating and complex disorder with a lifetime risk of approximately 1%.¹ Family, adoption, twin, and sibling studies have consistently shown that schizophrenia is heritable,² with a substantial overlap with other psychiatric disorders.³ Genetic evidence for specific variants have been emerging, as 108 schizophrenia-associated loci have been identified by the Psychiatric Genomics Consortium.⁴ Despite the small effect size of single loci, together the genome-wide-significant loci were estimated to explain 3.4% of the variance in liability, and the cumulative effect of common loci expressed as a polygenic risk score (PRS) was estimated to explain 7% of the variance in liability.⁴

Environmental risk factors have long been recognized to play a role in the etiology of schizophrenia. These include various factors⁵ such as place and season of birth, maternal obstetrical complications, parental age, neonatal vitamin D levels, prenatal infection (eg, influenza, toxoplasmosis, and herpes simplex virus), and low social class, where the latter appears to be both a cause and consequence of schizophrenia.⁶

Gene-environment interactions may be important in the etiology of schizophrenia. Studies have used psychiatric family history as a proxy for genetic liability rather than actual genetic variation,⁷ as perhaps no data set exists where gene-environment interactions are identifiable.⁸ To our knowledge, no study has taken the gene-environment hypothesis further to estimate the proportion of an upstream factor that is mediated through the genetic liability for schizophrenia.

We used Denmark's population-based registers, the Danish Neonatal Screening Biobank, and separate metadata from the largest published schizophrenia genome-wide association study to pursue the following questions: (1) how strongly is the risk for schizophrenia related to the mutual effect of the PRS, parental socioeconomic status, and family history of psychiatric disorders? (2) In theory, what fraction of cases could be prevented if no one was exposed to these factors? (3) Do familial backgrounds interact with an individual's genetic liability so that specific subgroups of individuals are particularly risk prone? (4) How much of an excess risk associated with familial background is mediated through the offspring's genetic makeup?

Methods

Data were obtained by linking Danish population-based registers using the unique personal identification number, which is assigned to all individuals who have been resident in Denmark since 1968 and used across all registration systems.⁹ The Danish Civil Registration System contains dates of birth, deaths, emigrations, and links to family members. The Danish Neonatal Screening Biobank stores dried blood spot samples collected at birth from nearly all infants born in Denmark after 1981.¹⁰ The Psychiatric Central Research Register includes all admission dates and *International Classification of Diseases, Eighth Revision (ICD-8)* and *International Statistical Classification of Diseases and Related Health Problems, Tenth Revision (ICD-10)* diagnoses. It also covers all psychiatric inpatient facilities since 1969 and out-

patient contacts since 1994.¹¹ All diagnoses are based on clinical diagnoses assigned by physicians at discharge and the diagnosis of schizophrenia has been validated with good results.¹² The Integrated Database for Longitudinal Labour Market Research covers the entire population and contains yearly information from 1980 including income, marital status, education, and birth place.¹³ The study was approved by the Danish Data Protection Agency; patient consent was waived as identities were blinded to the investigators.

We studied all singleton births since 1981 with a DNA sample available from the neonatal biobank and who had been given a diagnosis in the psychiatric register with an *ICD-10* F20 code for schizophrenia between January 1, 1994, and December 31, 2006. Each case was matched with a randomly selected control individual of the same sex and with the same birthday. A control individual was only eligible provided he or she was born and resident in Denmark and not diagnosed as having schizophrenia before the date the case received a diagnosis. However, none of the control individuals were diagnosed as having schizophrenia within the study period. Parents and maternal siblings were identified using the Civil Registration System. DNA was extracted from the dried blood samples, whole-genome amplified (in triplicate using the Qiagen REPLI-g mini kit and the 3 separate reactions were pooled), and genotyped with Illumina Human 610-Quad BeadChip array. Genotyping and quality-control details have been published previously.^{4,14,15}

We conducted a meta-analysis of association results of all Psychiatric Genomics Consortium samples⁴ after excluding the Danish study participants (discovery sample of 34 600 cases and 45 968 control individuals). We retained single-nucleotide polymorphisms (SNPs) that had minor allele frequency greater than 1% and imputation information score greater than 0.6 in both the discovery and Danish samples. Missing SNPs were imputed using the 1000 Genomes Project reference panel (release version 3 macGT1).⁴ We selected approximately 100 000 SNPs, removing SNPs with linkage disequilibrium with an R^2 value greater than 0.1 in 500-kb windows⁴ and preferentially retaining SNPs that were most associated in any region. We generated the PRS in the Danish sample based on P value cutoffs (the eAppendix in the Supplement contains details). A PRS is a sum of schizophrenia risk alleles carried by an individual, where each term is weighted by the corresponding log-odds ratio from the discovery sample. The weights are from a completely separate sample. In this study and a previous study by the Schizophrenia Working Group of the Psychiatric Genomics Consortium,⁴ $P < .05$ was used to achieve a balance between the number of false-positive and true-positive risk alleles¹⁶ (the eAppendix in the Supplement contains details for choosing this threshold). All analyses were repeated for thresholds of $P < .01$ and $P < .10$ (eAppendix in the Supplement).

We generated a parental socioeconomic status score for the year prior to the patient's birth as a sum of 6 previously confirmed risk factors¹⁷: father's or mother's gross income in the lowest quintile, father or mother being unemployed or otherwise outside the labor market, and father's or mother's highest educational level less than high school completion. Each

Table 1. Odds Ratios for Schizophrenia in Relation to the Polygenic Risk Score, Parental Socioeconomic Status at Birth, and Family Psychiatric History

Risk Factor and Category ^a	No. of Cases/ Controls	Odds Ratio (95% CI)	
		Unadjusted	Adjusted
Polygenic risk score, decile ^b			
Highest	130/43	8.01 (4.53-14.16)	7.36 (4.07-13.3)
Ninth	111/63	3.70 (2.36-5.78)	3.36 (2.11-5.35)
Eighth	92/82	2.31 (1.49-3.58)	2.15 (1.37-3.39)
Seventh	94/80	2.45 (1.58-3.79)	2.30 (1.46-3.62)
Sixth	83/91	1.88 (1.22-2.91)	1.67 (1.06-2.63)
Fifth	73/100	1.49 (0.96-2.32)	1.52 (0.96-2.40)
Fourth	74/100	1.50 (0.97-2.32)	1.50 (0.96-2.37)
Third	78/96	1.66 (1.07-2.57)	1.42 (0.90-2.24)
Second	74/100	1.52 (0.98-2.36)	1.50 (0.95-2.36)
Lowest	57/116	1 [Reference]	1 [Reference]
Parental socioeconomic status, No. of risk factors ^c			
6	26/6	8.10 (3.24-20.3)	5.58 (2.16-14.4)
5	50/25	3.39 (1.99-5.77)	2.38 (1.35-4.20)
4	96/64	2.59 (1.76-3.80)	2.05 (1.36-3.07)
3	125/82	2.84 (2.01-4.03)	2.35 (1.63-3.38)
2	217/166	2.45 (1.84-3.27)	2.14 (1.58-2.89)
1	199/241	1.56 (1.18-2.05)	1.48 (1.11-1.97)
0	153/287	1 [Reference]	1 [Reference]
Family psychiatric history			
Schizophrenia or other psychoses ^d	78/23	4.18 (2.57-6.79)	2.60 (1.56-4.31)
Bipolar affective disorders	78/39	2.82 (1.88-4.22)	2.46 (1.62-3.73)
Other psychiatric disorders	184/96	2.60 (1.98-3.43)	2.31 (1.73-3.08)
No psychiatric disorder	526/713	1 [Reference]	1 [Reference]

^a The odds ratios are adjusted for sex, birth year (5 categories), and ancestry (using the first 10 genomic principal components), and adjusted odds ratios are also mutually adjusted.

^b The boundaries that define the 10 deciles are 413.0, 418.5, 419.7, 420.5, 421.2, 421.8, 422.5, 423.1, 424.1, 425.7, and 437.2.

^c Socioeconomic status is generated as a sum of 6 factors described in the Methods section.

^d Only 8 control individuals (52 cases) had a first-degree relative with a defined schizophrenia that results in an odds ratio of 8.27 (95% CI, 3.87-17.66).

risk factor was scored as a binary (1 = yes and 0 = no) and the socioeconomic status was an equally weighted sum of the scores.

The psychiatric register was used to extract explanatory variables indicating whether the patient's parents or siblings had been given a diagnosis according to the hierarchy: schizophrenia or related psychosis (*ICD-8* codes 295, 297, 298.39, and 301.83, and *ICD-10* codes F20-F29), bipolar affective disorder (*ICD-8* codes 296.19, 296.39, 296.29, 296.89, 296.99, 296.09, 298.09, 298.19, 300.49, and 301.19, and *ICD-10* codes F30-F34, F38, and F39), or any other psychiatric disorder before the matching date (details in the study by Mortensen et al¹⁸). However, we are unaware of any register-based studies that have validated these diagnostic classifications.¹¹

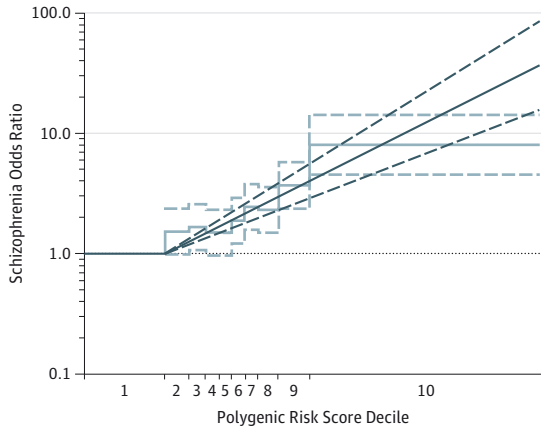
Initial analyses were conducted with logistic regression. All analyses were adjusted by regression for sex, birth year (5 categories), and ancestry using the first 10 principal components estimated from genome-wide SNP genotypes.¹⁹ Standard Wald confidence intervals and liability R^2 values (assuming lifetime schizophrenia risk of 1%) were estimated.²⁰ The *attributable risk estimate* is defined as the proportion of cases that would not have occurred if the effect of a certain risk factor was eliminated.²¹ The attributable risk was estimated for socioeconomic status and family history but not for the PRS because no obvious reference category exists (the eAppendix in the Supplement contains details). Attributable risks should be interpreted with caution because we cannot intervene to

nullify these risk factors.²² To assess the percentage of familial factors mediated through the PRS or through other pathways, we estimated the mediating proportion²³ (the mediating proportion and direct and indirect odds ratios [ORs] were estimated using previously developed statistical techniques that apply when there is an interaction; eAppendix in the Supplement).²³ These methods apply because schizophrenia is rare and the PRS is normally distributed.²³ Confidence intervals were obtained by bootstrapping ($n = 10\ 000$).

Results

The sample comprised 866 cases with schizophrenia and 871 control individuals. **Table 1** shows the ORs associated with the PRS, parental socioeconomic status, and family history of psychiatric disorders, as well as the number of exposed individuals. The risk for schizophrenia increased steadily with the PRS (ie, with increasing estimated liability to schizophrenia). **Figure 1** shows the ORs for schizophrenia vs the continuous and the decimalized PRS. The Akaike Information Criterion and the likelihood ratio test ($P < .001$) indicate that the continuous model is superior to the decimalized model. Moreover, **Table 1** shows that the risk was increasing with the degree of parental socioeconomic disadvantage, with ORs ranging between 1.56 (95% CI, 1.18-2.05) and 8.10 (95% CI, 3.24-20.3) compared with individuals without any parental socioeconomic

Figure 1. Odds Ratios for Schizophrenia by the Polygenic Risk Score Measured in Deciles and Continuously With Reference to the Lowest Decile



Odds ratios (solid light blue lines) and 95% CIs (dashed light blue lines) were estimated using logistic regression and adjusted for sex, birth year, and population stratification using genomic principal components. The dark blue solid and dashed lines show the odds ratios and 95% CIs estimated using the continuous polygenic risk score with reference in the lowest decile. The boundaries that define the 10 deciles are 413.0, 418.5, 419.7, 420.5, 421.2, 421.8, 422.5, 423.1, 424.1, 425.7, and 437.2.

risk factors. The ORs related to the factor that constitutes parental socioeconomic status are shown in the eAppendix in the Supplement. As in prior studies,¹⁴ Table 1 shows that familial histories of psychiatric disorders were highly predictive of schizophrenia. The ORs were only slightly attenuated after being fully and mutually adjusted, with the exceptions being the ORs associated with a family history of schizophrenia/psychoses and being exposed to more than 6 parental socioeconomic risk factors.

The population-attributable risk is an estimate of the fraction of cases that would be prevented if all individuals had the risk of those not exposed. Table 2 shows the attributable risk associated with parental socioeconomic status (45.8%; 95% CI, 36.1-55.5) and familial history of psychiatric disorders (25.8%; 95% CI, 21.2-30.5). Thus, a sizeable proportion of cases can be attributed to these 2 factors. The attributable risk was not estimated for the PRS because no obvious reference exists. The liability R^2 value measures how much of the variation in liability to disease in a population is explained by the variation in a risk factor. As expected,²² the R^2 values were considerably smaller for parental socioeconomic status (3.1%; 95% CI, 1.9-4.3), family history (3.4%; 95% CI, 2.1-4.6), and the PRS (3.4%; 95% CI, 2.1-4.6), and their mutual effect was 7.8% (95% CI, 5.9-9.6).

Because genetic liability is inherited and because a broad class of psychiatric disorders confer an increased risk,³ we estimated the percentage of family history of psychiatric disorders mediated through the PRS (Table 3). Our analyses suggested that 17.4% (95% CI, 9.1-26.6) of the effect associated with a family history of schizophrenia/psychoses was mediated through the PRS. The interaction between the PRS and family history of schizophrenia/psychoses was significant ($P = .03$).

Table 2. Attributable Risks and Liability R^2 for the Polygenic Risk Score, Parental Socioeconomic Status, and Family History of Psychiatric Disorders

Risk Factor ^a	% (95% CI)	
	Attributable Risk ^b	R^2 ^c
Polygenic risk score ^d	NA	3.4 (2.1-4.6)
Parental socioeconomic status ^e	45.8 (36.1-55.5)	3.1 (1.9-4.3)
Family history of psychiatric disorders ^f	25.8 (21.2-30.5)	3.4 (2.1-4.6)

Abbreviation: NA, not applicable (because the polygenic risk score has no obvious reference category).

^a Attributable risks at each factor level are presented in the eAppendix in the Supplement.

^b Adjusted for sex, birth year (5 categories), and ancestry (using the first 10 genomic principal components).

^c The aggregate R^2 is 7.8% (95% CI, 5.9-9.6).

^d The lowest decile is the reference.

^e The no-risk-factors category is the reference.

^f The no-psychiatric-disorder category is the reference.

Table 3. Proportions of the Excess Risk Associated With Family History of Psychiatric Disorders Mediated Through the Polygenic Risk Score^a

Family Psychiatric History ^b	Proportion Mediated, % (95% CI) ^c	
	Without the Interaction ^d	With the Interaction ^d
Schizophrenia/psychoses	17.4 (9.1 to 26.6)	47.7 (9.9 to 93.5)
Bipolar affective disorders	6.0 (-1.8 to 13.9)	NA ^e
Other psychiatric disorders	2.0 (-3.8 to 7.7)	NA ^e

Abbreviation: NA, not applicable (because the polygenic risk score has no obvious reference category).

^a Adjusted for sex, birth year, ancestry, and parental socioeconomic status.

^b The proportion of the excess risk associated with parental socioeconomic status mediated through the polygenic risk score was 28.0% (95% CI, -13.2 to 70.0).

^c The total, direct, and indirect odds ratios, as well as the unadjusted values, are shown in the eAppendix in the Supplement. The *proportion mediated* is defined as $\log \text{odds ratio}^1 / \log \text{odds ratio}^2$, where odds ratio^1 is the total odds ratio attributable to the family history of psychiatric disorders and odds ratio^2 is the odds ratio mediated through the other risk factor (eAppendix in the Supplement).

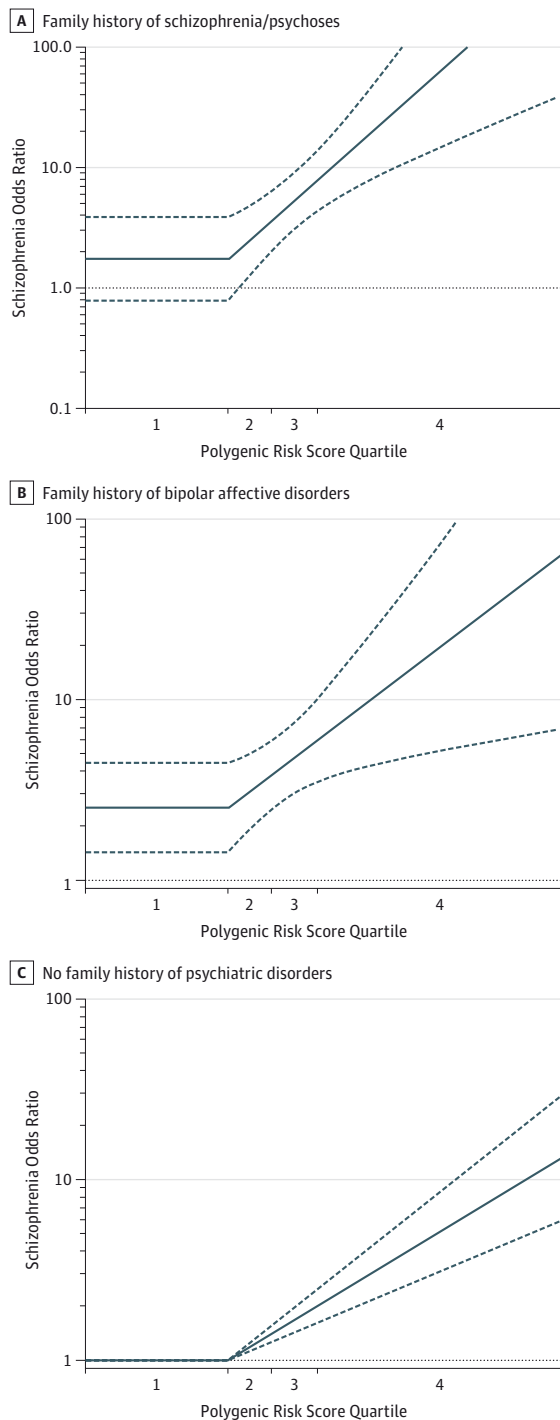
^d *Interaction* refers to the interaction between the polygenic risk score and family history of schizophrenia/psychosis ($P = .03$).

^e The interactions between the polygenic risk score and a family history of bipolar affective disorder and of other psychiatric disorders were nonsignificant ($P = .94$ and $P = .98$, respectively).

Taking this interaction into account implied that the proportion mediated increased to 47.7% (95% CI, 9.9-93.5). However, this proportion must be interpreted with caution because of the wide confidence interval. The direct and indirect ORs were 1.87 (95% CI, 0.68-3.28) and 1.77 (95% CI, 1.07-2.67), respectively (eAppendix in the Supplement).

After modeling the interactions, the main effect associated with familial history of schizophrenia/psychoses decreased to 2.71 (95% CI, 1.58-4.64) and the OR increased with 3.26 (95% CI, 1.74-6.10) per-PRS standard deviation, whereas the increase was 1.59 (95% CI, 1.38-1.83) among those with no history. To further elucidate the interaction, the ORs associated with the interaction between the continuous PRS and family history are depicted in Figure 2. The combination of no history and the lowest PRS quartile is the reference. Although

Figure 2. Odds Ratios for Schizophrenia in Relation to Polygenic Risk Score by Family History of Psychiatric Disorders



The reference is the combination of the lowest polygenic risk score quartile and no family history. Odds ratios (solid lines) and 95% CIs (dashed lines) were estimated using logistic regression and adjusted for sex, birth year, and population stratification using genomic principal components. Curves associated with other psychiatric disorders are not shown. Because of the few individuals with a family history and to avoid extrapolation, the upper part of the fourth quartile of the polygenic risk score is not shown; however, the statistical model is based on the full polygenic risk score. The boundaries of the quartiles are 413.0, 420.1, 421.8, 423.6, and 433.2.

there were few exposed control individuals, Figure 2 suggests a diminished main effect of a family history of schizophrenia/psychoses at the lowest PRS level; however, the OR increases rapidly across the highest 3 quartiles of the PRS. Thus, family history of schizophrenia/psychoses has limited impact on the schizophrenia risk among individuals with low genetic liability but the impact increases with increasing liability. The ORs associated with family histories of schizophrenia/psychoses and bipolar affective disorders at the lowest level of the PRS were statistically indistinguishable ($P = .46$). Analogous figures for the other 9 PRSs are shown in the eAppendix in the Supplement.

Our data provided little evidence of parental socioeconomic status being mediated through the PRS (28.0%; 95% CI, -13.2 to 70.0; $P = .25$) or to suggest that the 2 factors interacted ($P = .28$).

Discussion

We found that the risk for schizophrenia in a population-based sample was strongly associated with an individual's PRS, parental socioeconomic status, and family history of psychiatric disorders. Only modest fractions of the variation in liability were explained by the variation in the PRS (3.4%; 95% CI, 2.1-4.6), parental socioeconomic status (3.1%; 95% CI, 1.9-4.3), and family history (3.4%; 95% CI, 2.1-4.6). A sizeable percentage of cases was attributed to parental socioeconomic status (45.8%; 95% CI, 36.1-55.5) and familial history of psychiatric disorders (25.8%; 95% CI, 21.2-30.5). Our analyses showed that 17.4% (95% CI, 9.1-26.6) of the effect associated with a family history of schizophrenia/psychoses was mediated through the PRS.

Previous studies have found a positive correlation between the PRS and the risk for schizophrenia,⁴ recognizing that the PRS cannot be used as a diagnostic test for schizophrenia because only a modest fraction is explained by the variation in the PRS. Nevertheless, the PRS will probably become an important tool in uncovering the etiology of schizophrenia. For example, one study already suggests that the PRS was increased among treatment-resistant patients.²⁴ The risk for schizophrenia was more closely linked to the PRS than to socioeconomic status and family history, although all 3 factors were highly indicative of schizophrenia.

Our present analyses suggest that family history of schizophrenia/psychoses has only limited impact on the risk for schizophrenia among individuals with low genetic liability; however, the impact seems to grow rapidly with increasing liability. The higher PRS-related risk among individuals with a family history suggests that the PRS likely consists of true causative alleles and may thus potentially shed light on the biological processes leading to schizophrenia. We attempted to assess whether family history was mediated through the PRS when the interaction was taken into account, while 17.4% (95% CI, 9.1-26.6) was mediated when the interaction was ignored. It is recognized that sporadic cases without a family history are common,²⁵ although those with a family history may be expected to carry a higher genetic liability. Our results were

consistent with these expectations, implying that despite the correlational nature of the PRS, other pathways to schizophrenia may exist particularly among individuals without a family history.

Parental socioeconomic status was robustly associated with the risk for schizophrenia in offspring (OR range, 1.56; 95% CI, 1.18-2.05 to 8.10; 95% CI, 3.24-20.3). Our analyses suggest that 45.8% (95% CI, 36.1-55.5) of cases with schizophrenia could be attributed to low socioeconomic status. Schizophrenia may have insidious onset and may hinder social achievements long before the first episode, at which point the social decline tends to cease.⁶ The inverse association between the risk for schizophrenia and socioeconomic status has been ascribed to social selection (ie, that genetically predisposed persons drift downwards in terms of social class or fail to rise out of low social status²⁶) but this has been questioned.²⁷ We found no interaction, and our analyses did not suggest that socioeconomic status was mediated through the PRS; however, the wide confidence interval suggests there is a great deal of uncertainty about the proportion mediated. Because the parental genetic architecture was unobserved, this does not imply that socioeconomic status and genomic variants generally are unassociated. On the contrary, one study has reported an association with educational attainment.²⁸

Our study had several limitations. First, schizophrenia is a heterogeneous disorder that varies across sex, age, race/ethnicity, and place. Although the discovery sample was historically large (34 600 cases and 45 968 control individuals),⁴ our results may not generalize because they were based on only 871 control individuals and 866 incident cases. Furthermore, criteria for diagnosing schizophrenia may vary between Denmark and other countries. Second, the PRS represents a mixture of true and false common schizophrenia risk alleles, where little is known about the biological pathway between any such allele and schizophrenia.¹⁶ Furthermore, the PRS captures only a proportion of the variation attributable to common SNPs²⁰ and is not expected to capture deleterious exonic mutations²⁹ or rare genetic and copy number variations³⁰ that may be important for the development of schizophrenia. On the other hand, the PRS was obtained independently. Third, parental so-

cioeconomic status at the individual's birth was based on observational data from registers. Although this minimizes differential misclassification, subsequent loss of income and job, marital breakup, or continued educational underachievement may correlate with the risk for schizophrenia. Furthermore, our measure of socioeconomic status was rather crude and may only be weakly related to the actual circumstances during an individual's upbringing. Nevertheless, each factor that constitutes socioeconomic status has both here and previously been associated with the risk for schizophrenia.¹⁷ Fourth, family history and diagnostic information relied on clinical diagnosis assigned by the attending physician at discharge; thus, phenotypic misclassification is an issue of concern. Our sample was too small to examine a more extended diagnostic classification. However, the Danish Psychiatric Research Register has high diagnostic validity,¹¹ and because familial history is assessed independently of caseness and because the related rates were in keeping with previous findings,¹⁸ it is less likely that our sample was biased. Only information on maternal siblings was used. Fifth, the method of selecting at-risk control individuals and incident cases was unlikely to be optimal for identifying genetic markers, although this strategy was likely optimal for the family history and socioeconomic status criteria. Lastly, none of our risk factors were amenable to direct intervention; thus, our results were not directly translational but our analyses explored their mutual importance.

Conclusions

Schizophrenia was consistently related to the PRS, parental socioeconomic status, and family histories of psychiatric disorders. Despite their interdependencies, each factor accounted for a sizeable fraction of cases; however, only a modest part of the variation was explained. A considerable proportion of the association with family history of schizophrenia/psychoses was mediated through the PRS. A negligible fraction of parental socioeconomic status appeared to be mediated through the PRS.

ARTICLE INFORMATION

Submitted for Publication: December 17, 2014; final revision received February 27, 2015; accepted March 1, 2015.

Published Online: April 1, 2015.
doi:10.1001/jamapsychiatry.2015.0346.

Author Affiliations: Lundbeck Foundation Initiative for Integrative Psychiatric Research, Aarhus, Denmark (Agerbo, Pedersen, Mors, Børglum, Meier, Mattheisen, Mortensen); National Centre for Register-Based Research, Aarhus University, Aarhus, Denmark (Agerbo, Pedersen, Meier, Mortensen); Centre for Integrated Register-Based Research, Aarhus University, Aarhus, Denmark (Agerbo, Pedersen, Mortensen); Department of Medical Epidemiology and Biostatistics, Karolinska Institutet, Stockholm, Sweden (Sullivan); Department of Genetics, University of North Carolina at Chapel Hill

(Sullivan); Bioinformatic Research Centre, Aarhus University, Aarhus, Denmark (Vilhjálmsón); Department P, Aarhus University Hospital, Risskov, Denmark (Mors, Børglum); Department of Biomedicine and Centre for Integrative Sequencing, Aarhus University, Aarhus, Denmark (Børglum); Danish Center for Neonatal Screening, Statens Serum Institut, Copenhagen, Denmark (Hougaard, Hollegaard); Analytical and Translational Genetics Unit, Massachusetts General Hospital, Boston (Ripke); Stanley Center for Psychiatric Research, Broad Institute of Massachusetts Institute of Technology and Harvard University, Cambridge (Ripke); The Queensland Brain Institute, University of Queensland, St Lucia, Australia (Wray).

Author Contributions: Dr Agerbo had full access to all of the data in the study and takes responsibility for the integrity of the data and the accuracy of the data analysis. All authors reviewed and approved the final version of the manuscript.

Study concept and design: Agerbo, Sullivan, Pedersen.

Acquisition, analysis, or interpretation of data: Agerbo, Vilhjálmsón, Pedersen, Mors, Børglum, Hougaard, Hollegaard, Meier, Mattheisen, Ripke, Wray, Mortensen.

Drafting of the manuscript: Agerbo.

Critical revision of the manuscript for important intellectual content: All authors.

Statistical analysis: Agerbo, Ripke.

Obtained funding: Sullivan, Mors, Børglum, Mortensen.

Administrative, technical, or material support: Agerbo, Vilhjálmsón, Pedersen, Mors, Børglum, Hougaard, Hollegaard, Mattheisen, Mortensen.
Study supervision: Mors.

Conflict of Interest Disclosures: Dr Sullivan was on the scientific advisory board of Expression Analysis (Durham, North Carolina). This study received

support from H. Lundbeck A/S. No other disclosures were reported.

Funding/Support: This study was supported by grants from the Danish Strategic Research Council, the Faculty of Health Sciences at Aarhus University, the Lundbeck Foundation, the Stanley Medical Research Institute, and a European Research Council advanced grant (Dr Mortensen; GA 294838). Dr Wray acknowledges funding from the Australian National Health and Medical Research Council (grants 613602 and 1047956).

Role of the Funder/Sponsor: The funders had no role in the design and conduct of the study; collection, management, analysis, and interpretation of the data; preparation, review, or approval of the manuscript; and decision to submit the manuscript for publication.

REFERENCES

- Pedersen CB, Mors O, Bertelsen A, et al. A comprehensive nationwide study of the incidence rate and lifetime risk for treated mental disorders. *JAMA Psychiatry*. 2014;71(5):573-581.
- Sullivan PF, Kendler KS, Neale MC. Schizophrenia as a complex trait: evidence from a meta-analysis of twin studies. *Arch Gen Psychiatry*. 2003;60(12):1187-1192.
- Dean K, Stevens H, Mortensen PB, Murray RM, Walsh E, Pedersen CB. Full spectrum of psychiatric outcomes among offspring with parental history of mental disorder. *Arch Gen Psychiatry*. 2010;67(8):822-829.
- Schizophrenia Working Group of the Psychiatric Genomics Consortium. Biological insights from 108 schizophrenia-associated genetic loci. *Nature*. 2014;511(7510):421-427.
- van Os J, Kenis G, Rutten BPF. The environment and schizophrenia. *Nature*. 2010;468(7321):203-212.
- Agerbo E, Byrne M, Eaton WW, Mortensen PB. Marital and labor market status in the long run in schizophrenia. *Arch Gen Psychiatry*. 2004;61(1):28-33.
- van Os J, Rutten BPF, Poulton R. Gene-environment interactions in schizophrenia: review of epidemiological findings and future directions. *Schizophr Bull*. 2008;34(6):1066-1082.
- Dudbridge F, Fletcher O. Gene-environment dependence creates spurious gene-environment interaction. *Am J Hum Genet*. 2014;95(3):301-307.
- Pedersen CB. The Danish Civil Registration System. *Scand J Public Health*. 2011;39(7)(suppl):22-25.
- Nørgaard-Pedersen B, Hougaard DM. Storage policies and use of the Danish Newborn Screening Biobank. *J Inherit Metab Dis*. 2007;30(4):530-536.
- Mors O, Perto GP, Mortensen PB. The Danish Psychiatric Central Research Register. *Scand J Public Health*. 2011;39(7)(suppl):54-57.
- Uggerby P, Ostergaard SD, Roge R, Correll CU, Nielsen J. The validity of the schizophrenia diagnosis in the Danish Psychiatric Central Research Register is good. *Dan Med J*. 2013;60(2):A4578.
- Petersson F, Baadsgaard M, Thygesen LC. Danish registers on personal labour market affiliation. *Scand J Public Health*. 2011;39(7)(suppl):95-98.
- Agerbo E, Mortensen PB, Wiuf C, et al. Modelling the contribution of family history and variation in single nucleotide polymorphisms to risk of schizophrenia: a Danish national birth cohort-based study. *Schizophr Res*. 2012;134(2-3):246-252.
- Hollegaard MV, Grauholm J, Børghlum A, et al. Genome-wide scans using archived neonatal dried blood spot samples. *BMC Genomics*. 2009;10:297.
- Wray NR, Lee SH, Mehta D, Vinkhuyzen AAE, Dudbridge F, Middeldorp CM. Research review: polygenic methods and their application to psychiatric traits. *J Child Psychol Psychiatry*. 2014;55(10):1068-1087.
- Byrne M, Agerbo E, Eaton WW, Mortensen PB. Parental socio-economic status and risk of first admission with schizophrenia: a Danish national register based study. *Soc Psychiatry Psychiatr Epidemiol*. 2004;39(2):87-96.
- Mortensen PB, Pedersen MG, Pedersen CB. Psychiatric family history and schizophrenia risk in Denmark: which mental disorders are relevant? *Psychol Med*. 2010;40(2):201-210.
- Price AL, Patterson NJ, Plenge RM, Weinblatt ME, Shadick NA, Reich D. Principal components analysis corrects for stratification in genome-wide association studies. *Nat Genet*. 2006;38(8):904-909.
- Lee SH, Goddard ME, Wray NR, Visscher PM. A better coefficient of determination for genetic profile analysis. *Genet Epidemiol*. 2012;36(3):214-224.
- Benichou J. A review of adjusted estimators of attributable risk. *Stat Methods Med Res*. 2001;10(3):195-216.
- Witte JS, Visscher PM, Wray NR. The contribution of genetic variants to disease depends on the ruler. *Nat Rev Genet*. 2014;15(11):765-776.
- Vanderweele TJ, Vansteelandt S. Odds ratios for mediation analysis for a dichotomous outcome. *Am J Epidemiol*. 2010;172(12):1339-1348.
- Frank J, Lang M, Witt SH, et al. Identification of increased genetic risk scores for schizophrenia in treatment-resistant patients. *Mol Psychiatry*. 2014;20(2):150-151.
- Yang J, Visscher PM, Wray NR. Sporadic cases are the norm for complex disease. *Eur J Hum Genet*. 2010;18(9):1039-1043.
- Dohrenwend BP, Levav I, Shrout PE, et al. Socioeconomic status and psychiatric disorders: the causation-selection issue. *Science*. 1992;255(5047):946-952.
- Goldman N. Social factors and health: the causation-selection issue revisited. *Proc Natl Acad Sci U S A*. 1994;91(4):1251-1255.
- Rietveld CA, Medland SE, Derringer J, et al; LifeLines Cohort Study. GWAS of 126,559 individuals identifies genetic variants associated with educational attainment. *Science*. 2013;340(6139):1467-1471.
- Purcell SM, Moran JL, Fromer M, et al. A polygenic burden of rare disruptive mutations in schizophrenia. *Nature*. 2014;506(7487):185-190.
- Malhotra D, Sebat J. CNVs: harbingers of a rare variant revolution in psychiatric genetics. *Cell*. 2012;148(6):1223-1241.